

PHYTOCHEMISTRY AND THERAPEUTIC POTENTIAL OF TURMERIC (*Curcuma longa*)

Sayantani Chanda

Agricultural and Ecological Research Unit, Indian Statistical Institute, Kolkata, India

T.V.Ramachandra

Energy and Wetlands Research Group, Centre for Ecological Sciences, Indian Institute of Science, Bangalore, Karnataka, India

Keywords: *Curcuma longa*, Golden Spice. Taxonomical Classification, Therapeutic Uses, alkaloids, glycosides, terpenoids, steroids, flavonoids, tannins and saponins, Anti-oxidant, Anti-diabetic, Anti-microbial, Vitamin C.

Contents

1. Introduction
 - 1.1. *Curcuma longa*
 - 1.1.1. General Description
2. Geography and Distribution
3. History
4. Taxonomical Classification
5. Morphology of *Curcuma longa*
 - 5.1. *Leaves*
 - 5.2. *Flowers*
 - 5.3. *Rhizome*
 - 5.4. *Seed*
 - 5.5. *Flowering and fruiting*
6. Nutritive Value
7. Phytoconstituents
8. Laboratory Tests to Assess the Presence of Phytochemicals in *Curcuma longa*
 - 8.1. Alkaloids
 - 8.2. Glycosides
 - 8.3. Flavonoids
 - 8.4. Tannins
 - 8.5. Saponins
 - 8.6. Triterpenoids
 - 8.7. Phenols
 - 8.8. Fats and Fixed Oils
 - 8.9. Proteins and Amino Acids
 - 8.10. Carbohydrates
9. Pharmacological Properties
 - 9.1. Immuno-modulatory Properties
 - 9.2. Anti-inflammatory Properties
 - 9.3. Antimicrobial Properties
 - 9.4. Antiviral Activity
 - 9.5. Antifungal Activity
 - 9.6. Antibacterial Activity

- 9.7. Antiprotozoal Activity
- 9.8. Anti-diabetic Properties
- 9.9. Antioxidant Effects
- 9.10. Hepatoprotective Effects
- 9.11. Anti-Cancer Effect
- 9.12. Cardiovascular Effects
- 9.13. Gastrointestinal Effects
- 10. Therapeutic Uses
 - 10.1. Role in Anti -Inflammation
 - 10.2. Treating Rheumatoid Arthritis
 - 10.3. Osteoarthritis
 - 10.4. Protect Against Heart Disease
 - 10.5. Depression
 - 10.6. Role in digestion
 - 10.7. Liver Diseases
 - 10.8. Irritable Bowel Syndrome
 - 10.9. Menstrual Problems
 - 10.10. Skin Health
 - 10.11. Anti-Aging Supplement
 - 10.12. Prevent Eye Degeneration
 - 10.13. Curcumin's Immune Balancing Properties
 - 10.14. Prebiotic-like Properties
 - 10.15. Cortisol-ameliorating Properties
 - 10.16. Omega-3 Boosting Properties
 - 10.17. Curcumin and Cancer
- 11. Side effects
 - 11.1. Upsetting the Stomach
 - 11.2. Blood-thinning Properties
 - 11.3. Blood Clotting
 - 11.4. Diabetes
 - 11.5. Pregnancy and Breast-feeding
 - 11.6. Allergic reaction
 - 11.7. Iron Deficiency
 - 11.8. Other mild Effect
- 12. Traditional Uses of *Curcuma longa*
 - 12.1. Ayurveda in India
 - 12.2. Medicinal Properties
- 13. Ethnic Connection of the Uses
- 14. Traditional Chinese Medicine
 - 14.1. Uses
- 15. Ethnoveterinary Uses of Turmeric
- 16. Research and Development
- 17. Conclusion
- Appendix
- Acknowledgments
- Glossary
- Bibliography
- Biographical Sketches

Summary

Medicinal plants are rich resources of materials with ingredients of therapeutic value. They have a vital role in traditional medicines and also in the development of new drugs. The role of medicinal plants in healthcare, cultural values and well-being of people is acknowledged in many regions of the world. It is a fact that demand for herbal medicines is about 80% of population and is growing as the people are increasingly depending on herbal medicines. Herbal medicines are very effective, economically viable and useful as alternative to allopathic medicines due to the absence of additional medical complications.

This chapter presents the medicinal properties of plants in addressing many ailments and diseases including COVID 19, the rampant global pandemic. Section 1 introduces the medicinal importance of plants, followed by phytochemical, nutritional, pharmacological and major therapeutic uses of *Curcuma longa* of Zingiberaceae family. Recent developments and findings are presented to support these.

1. Introduction

Humans have been using plant parts as a phytomedicine for thousands of years in the past. Plants have bioactive constituents as primary and secondary compounds. Secondary metabolites are both chemically and taxonomically different compounds, and are being used in many areas like human therapy, agriculture, scientific research, veterinary applications and many other areas. According to the World Health Organization (WHO) nearly 80% of the people in developed countries use allopathic medicines derived from medicinal plants (Pawar et al, 2015). Different parts of the plants, such as roots, stems, leaves, flowers, fruits or seeds are rich in phytochemicals and also the outer layer of plant tissue that consists of pigmented molecules (Saxena et al, 2013). The accumulation of bioactive phytochemicals in the plant tissue constitutes primary and secondary metabolites, contributing to pharmacological potential of medicinally important plants. Primary metabolites are essentially organic compounds such as glucose, starch, polysaccharide, protein, lipids and nucleic acid, which aid in the growth and development in humans, while secondary metabolites are pharmacologically active compounds such as alkaloids, flavonoids, saponins, terpenoids, steroids, glycosides, tannins, volatile oils etc., which play an important role in curing diseases (Egamberdieva et al, 2016; Shakya, 2016). Secondary plant metabolites are classified based on their chemical structure (sugar), biosynthetic pathways (tannins) chemical composition (nitrogen), or their solubility in various solvents. Figure 1(a) shows the bioactive ingredients of plants in general.

Phytochemical composition of secondary metabolites includes the following:

(a) Alkaloids: These are generally present in higher plants (in whole plant or certain organs), particularly in dicots, but usually minimal in lower plants. Alkaloids are derivatives of amino acids with one or more carbon rings (for example nitrogen). The position of nitrogen atom in the carbon ring determines alkaloids (Egamberdieva et al, 2016). Therapeutically alkaloids are antispasmodic, immunoregulative, cerebro-

protective, anti-mutagenic, vaso-relaxing, antioxidant, antimalarial, analgesic, and diuretic (Bribi, 2018).

(b) Terpenes: These are hydrocarbons in which terpenoids are either altered chemically or denatured by oxidation. Modified terpenes with either removal or moving of methyl groups or addition of oxygen atoms constitute terpenoids. Terpenoids are therapeutically antiviral, anthelmintic, antibacterial, anticancer, inhibition of cholesterol synthesis, antimalarial, anti-inflammatory, etc.

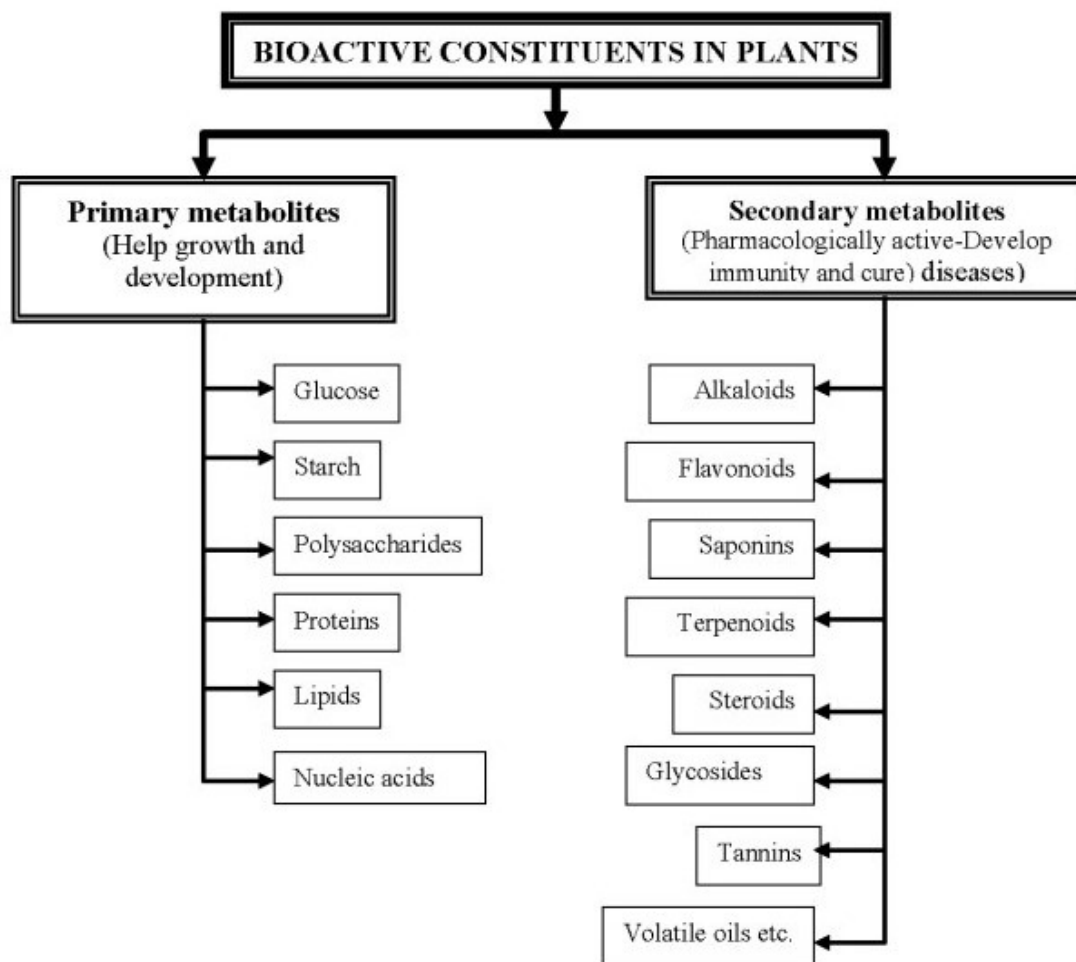


Figure 1(a). Bioactive constituents of plants

(c) Glycosides: These are known for their antifungal and antibacterial properties, corticoid and anti-inflammatory effects. They constitute two molecules of (i) sugar which is primarily D-glucose, and L-rhamnose, L-fructose, etc., (ii) aglycone composed of flavonoid or a terpene. Aglycones are part of cardiac glycosides which are found in a number of plants and are highly toxic. Aglycones of cardiac glycosides can be categorized as (a) cardenolides and (ii) bufadienolides.

(d) Flavonoids with varying phenolic structures contribute to antioxidant, anti-allergic, antibacterial, anti-microbial, anticancer, cardioprotective, antihypertensive, antiulcerogenic, antidiabetic properties among others. Based on the position of the

benzenoid substituent such as flavone (2-position) and isoflavone (3- position), flavonoids are divided into two classes.

(e) Saponins are chemically classified as glycosylated steroids, triterpenoids, and steroid alkaloids, which are present widely in monocots, and less frequent in dicots. The therapeutic values of saponins are anti-inflammatory, antiviral, plant defense activities, haemolytic activity (Maurya et al, 2008; Chopra and Doiphode, 2002; Saxena et al, 2013; Clement et al, 2014). An aglycone is the residual compound of the glycosyl group with the replacement of a glycoside by hydrogen atom. Derivatives of steroid aglycones are spirostan and furostan. Sapogenin (aglycone) links with the carbohydrate, consisting of one or more sugar moieties containing glucose, galactose, xylose, arabinose, rhamnose, or glucuronic acid glycosidically is the part that saponins contain.


Therapeutic values of the medicinal plants have been useful in herbal medicine for the treatment of many ailments in humans and animals. The significance of naturally occurring plants of medicinal plants continues to be the economic and therapeutic value to humankind and hence they continue to be important sources for new drug development throughout the world. The global biodiversity hotspot – the Western Ghats in India is a repository of exceptional diversity of biota (plants and animals) with immense medicinal values and only a fraction of this diversity is explored and a major fraction of plants is yet to be described taxonomically and also for phytochemical compositions. Medicinal values of plants are evident from the immunity acquired by humans in the Western Ghats for ensuring diverse plants in the daily diet and hence the region has reported lesser instances of COVID 19 among the residents of the Western Ghats. Daily food preparation with spices, turmeric (*Curcuma longa*), etc. has been an integral part of their diet. However, accentuated deforestation due to unplanned developmental activities is fragmenting the contiguous intact native forests and also large scale transition to monoculture species plantations of exotic species has not only altered hydrologic regime (Ramachandra et al, 2019), but also threatened the survival of ecologically fragile habitats in the Western Ghats leading to the extirpation of plants and animals of vital conservation importance. *Curcuma longa* consisting of various bioactive compounds is one of the most potent medicinal plants, for their value in therapeutic uses.

1.1. *Curcuma longa*

1.1.1. General Description

Curcuma longa is a perennial erect and leafy herb; it belongs to the Zingiberaceae family, and is used widely by the traditional medical practitioners for the treatment of various ailments. Turmeric is a product of *Curcuma longa*, and the yellow powder (curcumin) extracted from rhizome is used for medicinal purposes and also in religious practices. The genus name *Curcuma* which was included dates back to the ancient Indian “*kunkumam*”(saffron)” or turmeric from middle India. The yellow saffron of rhizomes -long roots of this plant- grow like fingers slanting downwards. Dried *Curcuma longa* is the source of the spice turmeric used widely in curry powder and condiments.

Turmeric and other members of the Zingiberaceae are sterile plants and reproduce by asexual clonal propagation of the rhizomes. The genus *Curcuma* includes various other essential economically important species, including *C. angustifolia* (wild arrowroot, narrow-leaved turmeric), *C. amada* (mango ginger), *C. zedoaria* (zedoary) and *C. aromatica* (Cochin turmeric, wild turmeric).



Leaves

Flower

Rhizome

(2a). Morphology of *Curcuma longa* (Source: Pandey N.K., Santhosha G.R. 2017)



Fresh rhizome

Powder from dry rhizome

(2b). Fresh turmeric rhizome and powder from dried rhizome

Figure 2. *Curcuma longa*

2. Geography and Distribution

Curcuma longa originated and spread throughout tropical and subtropical regions and is cultivated widely in Asia - India and China.

3. History

The use of turmeric dates back to nearly 4000 years to the Vedic times in India, where it was used as a culinary spice and also had some religious significance. It probably reached China by 700 AD, East Africa by 800 AD, West Africa by 1200 AD, and Jamaica in the eighteenth century. According to Sanskrit medical treatises and Ayurvedic and Unani systems, turmeric has a long history of medicinal use in South

Asia. Susruta's Ayurvedic *Compendium*, dating back to 250 BC, prescribes an ointment of turmeric to relieve the effects of food poisoning (Prasad and Aggarwal, 2011).

Countries	Common Name
India	Haladi,halud,arisinia
Bangladesh	Haladi,halud
Pakistan	Haladi
Myanmar	nanwin
Malayasia	Kunyt, temu kuniyit
Indonesia	Koneng,kunir,kuniyit,tius
Thailand	Khamin,khamin-chan
China	jiang huang
Japan	Ukon, Tamerikku
United States	Indian saffron,turmeric
Russia	Koren, kurkumy, Kurkuma
France	Curcuma , Safran des Indes
Germany	Gelbwurzel
Italy	Curcuma
Spain	Curcuma, Azafran arabe
Portugal	Açafrão da Índia, Curcuma

Table 1. Common Names of *Curcuma longa*

4. Taxonomical Classification

Figure 1(b) shows the taxonomical classification of *Curcuma longa* in a Venn diagram.

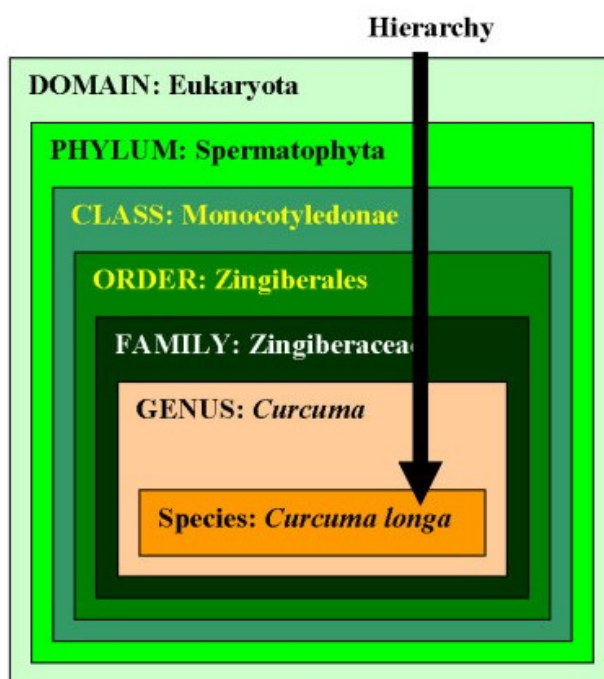


Figure 1(b). Taxonomical classification of *Curcuma longa*

-
-

TO ACCESS ALL THE 38 PAGES OF THIS CHAPTER,
Visit: <http://www.eolss.net/Eolss-sampleAllChapter.aspx>

Bibliography

Afolabi Clement Akinmoladun, Tolulope Mary Olaleye, Olatunde Farombi (2014). Cardiotoxicity and cardioprotective effects of African medicinal plants. Elsevier.: Toxicological Survey of African Medicinal Plants (pp.395-421).

Akram M. Shahab-Uddin, Afzal Ahmed, Khan Usmanghani and others (2010). *Curcuma Longa* and curcumin: a review. Rom. J. Biol. -*Plant Biol* 55(2), 65–70. [The paper provides detailed information on properties and mechanism action of *Curcuma longa*].

Amano C., Minematsu H., Fujita K. and others (2015). Nanoparticles Containing Curcumin Useful for Suppressing Macrophages In Vivo in Mice. *PLoS One* 10(9), doi: 10.1371/journal.pone.0137207.

Amiya K. Rautray, Rajasri Sahoo, K K Sardar, Abhishek Sahoo (2015). Ethnoveterinary practices for small ruminants followed by rural folks in southern Odisha. *Indian Journal of Traditional Knowledge* 14(2), 319-324 [The paper gives information on ethnoveterinary uses of turmeric].

Ammon H.P., Wahl M. (1991). Pharmacology of *Curcuma longa*. *Planta Med* 57, 1 7.

Antony S., Kuttan R., Kuttan G. (1999). Immunomodulatory activity of curcumin. *Immunol Invest* 28(5–6), 291–303. [The paper describes a experiment done on mice about immunomodulatory activity of curcumin].

Apisariyakul A., Vanittanakom N., Buddhasukh D. (1995). Antifungal activity of turmeric oil extracted from *Curcuma longa* (Zingiberaceae). *Journal of Ethnopharmacology* 49(3), 163–169.

Araújo CAC, LL Leon (2001). Biological activities of *Curcuma longa* L. *Memorias do Instituto Oswaldo Cruz* 96(5),723-8. [This paper provides an overview of pharmacological activities (anti-inflammatory, anti-human immunodeficiency virus, anti-bacteria, anti-parasitic, antispasmodic and antioxidant effects etc) of *Curcuma* showing its importance].

Arvind Kumar Shakya (2016), Medicinal plants: Future source of new drugs, *International Journal of Herbal Medicine* 4(4): 59-64. [The paper is valuable as it provides information to understand the knowledge of the medicinal plants as a future source of herbal drugs].

Bhavani Shankar TN, Sreenivasa Murthy V. (1979). Effect of turmeric (*Curcuma longa*) fractions on the growth of some intestinal and pathogenic bacteria in vitro. *Indian J Exp Biol* 17, 1363–6.

Plant Secondary Metabolism. David S. Seigler (1998). SPRINGER SCIENCE+BUSINESS MEDIA, LL C. [The book chapter provides details information on secondary metabolite of medicinal plants].

Charu. Maknoi (2006) Taxonomy and phylogeny of the genus *Curcuma* L. (Zingiberaceae) with particular reference to its occurrence in Thailand. Dissertation, Prince of Songkla University, Songkhla, Thailand. This dissertation is very much useful as it provides detail information on morphological characteristics of *Curcuma*].

Chinampudur V. Chandrasekaran, Kannan Sundarajan, Jothie R Edwin and others (2013). Immune-stimulatory and anti-inflammatory activities of *Curcuma longa* extract and its polysaccharide fraction. *Pharmacognosy Res* 5(2), 71–79.

[This experiment performed on mouse which revealed the novel anti-inflammatory property of NR-INF-02 and its polysaccharide fraction by inhibiting the secretion of IL-12 and PGE2 in vitro].

Chopra A., Doiphode V. (2002). Ayurvedic medicine: Core concept, therapeutic principles and current relevance. *Medical Clinics of North America* 86,75-89.

Chowdhury H., Banerjee T., Walia S. (2008). In vitro screening of *Curcuma longa* L and its derivatives as antifungal agents against *Helminthosporium oryzae* and *Fusarium solani*. *Pesticide Research Journal*.20(1),6-9.

Cullen B.R., Greene W.C. (1989). Regulatory pathways governing HIV-1 replication. *Cell* 58(3), 423-426.

Debjit Bhowmik, K P Sampath Kumar, Margret Chandira, Balasundaram Jayakar (2009). Turmeric: A Herbal and Traditional Medicine, *Archives of Applied Science Research* 1 (2), 86-108. [This journal is very much helpful about the details of different therapeutic uses of turmeric and also uses its remedies in Ayurveda].

Deepika Yadav, Shiv Kumar Yadav, Roop Krishen Khar and others (2013). Turmeric (*Curcuma longa* L.): A promising spice for phytochemical and pharmacological activities. *International Journal of Green Pharmacy* 7, 85-9.

Dhulipalla Naga Harish, N. Vinutha, PVV. Siva Krishna and others (2016). Phytochemical Evaluation *Curcuma Longa* and Curcumin. *International Journal of Pharmaceutical and Chemical Science* Vol. 5 (4). [This article is focused on medicinal and pharmacological properties of turmeric and also about phytochemical screening].

Dilfuza Egamberdieva, Nazim Mamedov, Elisa Ovidi and others (2016). Phytochemical and Pharmacological Properties of Medicinal Plants from Uzbekistan: A Review. *Journal of Medicinally Active Plants* Volume 5 Issue 2. [The paper provides the latest report on the phytochemicals and pharmacological activity of the medicinal plants].

Duggi Shrishail Handral harish k, Handral Ravichandra and others, (2013). Turmeric: nature's precious medicine. *Asian Journal of Pharmaceutical And Clinical Research* Vol 6 issue 3. [The study was intended to review the ethanobotanical properties, pharmacognostic, phytochemical and pharmacological properties of turmeric plant].

Duraisankar M. and A. D. Ravindran (2015). Identification of *Curcuma Longa* Rhizomes by Physicochemical and TLC Fingerprint Analysis. *International Journal of Pharm Tech Research* 8 (6), 198-205.

Dutta K., Ghosh D., Basu A. (2009) Curcumin protects neuronal cells from Japanese encephalitis virus-mediated cell death and also inhibits infective viral particle formation by dysregulation of ubiquitin-proteasome system. *Journal of Neuroimmune Pharmacology* 4(3), 328-337.

Ewon kaliyadyasa, Bhagya A. Samarasinghe (2019). A review of golden species of Zingiberaceae family around the world: Genus *Curcuma*. *African Journal of Agricultural Research*. Vol 14(9), 519-531. [This paper focuses on gathering information regarding genus *Curcuma* including morphological characteristics, phytochemicals and their biological and pharmacological activities].

Flynn D.L., M F Rafferty, A M Boctor (1986). Inhibition of 5-hydroxy-eicosatetraenoic acid (5-HETE) formation in intact human neutrophils by naturally-occurring diarylheptanoids: Inhibitory activities of curcuminoids and yakuchinones. *Prostaglandins Leukot Med* 22(3), 357-360. [The paper described details about inhibitory activities of curcuminoids and yakuchinone].

Hema Sayee R. Gayathri K, Femina Banu S and others (2016). Ethnoveterinary medicine: a boon for animal health. *International Journal of Science, Environment and Technology* Vol. 5, No 6, 4006 - 4012. [The article provides a very comprehensive discussion on plant materials in ethnoveterinary medicine practices].

<http://archive.indianexpress.com/news/turmeric-remedy-for-joint-pain/863800/>. [The websites gives information on the turmeric remedy for joint pain].

http://www.efloras.org/florataxon.aspx?flora_id=2&taxon_id=200028370. [The websites gives information on the common name of turmeric].

<http://www.foodofy.com/turmeric.html>. [This website provides comprehensive information on history, health benefits and nutrition of turmeric].

http://www.greekmedicine.net/A_Greek_and_Unani_Herbal/herb.php?id=10. [This websites provides information on medicinal properties and uses of turmeric].

<http://www.plantsoftheworldonline.org/taxon/urn:lsid:ipni.org:names:796451-1>. [This page is useful as it provides information on morphological description as well as general description].

http://www.turmeric.co.in/turmeric_ayurvedic_use.html. [This page provides information on Ayurvedic uses of turmeric].

<http://www.whfoods.com/genpage.php?tname=nutrientprofile&dbid=8>. [The websites provides information on nutritive value of turmeric].

<https://food.ndtv.com/food-drinks/5-side-effects-of-turmeric-haldi-how-much-is-too-much-1746375>. [This websites reveals detailed side effects].

<https://food.ndtv.com/food-drinks/7-health-benefits-of-turmeric-getting-back-to-the-roots-1257827>. [This website gives details of seven health benefits].

<https://indiabiodiversity.org/species/show/229363>. [The website provides information on morphology and common names].

<https://indianexpress.com/article/lifestyle/health/raw-turmeric-boost-immunity-benefits-6340737/> [The websites provides information on therapeutic uses].

[https://uses.plantnetproject.org/en/Curcuma_longa_\(PROTA\)](https://uses.plantnetproject.org/en/Curcuma_longa_(PROTA)). [This websites is very much useful as it provides information about geographic distribution, origin and its properties].

<https://vikaspedia.in/agriculture/best-practices/animal-husbandry/ethnoveterinary-practices-in-animal-care>. [The websites provides an useful information on ethnoveterinary uses of turmeric with other plants].

<https://vikaspedia.in/agriculture/livestock/general-management-practices-of-livestock/ethnoveterinary-formulations-for-important-ailments-in-bovines>. [The websites provides an useful information of ethnoveterinary uses of turmeric with other plants].

<https://www.banyanbotanicals.com/info/ayurvedic-living/learning-ayurveda/vata-pitta-and-kapha/>. [This websites provides information on *vata*, *pitta* and *kapha* of Ayurveda].

<https://www.cabi.org/isc/datasheet/17014>. [The websites provides information on turmeric classification and common names].

<https://www.cookist.com/12-serious-side-effects-of-turmeric/>. [This websites helps the reader to understand the fact that excessive consumption of turmeric causes side effects].

<https://www.dtnext.in/Lifestyle/Wellbeing/2020/03/17144111/1220485/Boost-your-immunity-with-turmeric.vpf>. [The websites discussed about the boosting of immunity by making use of turmeric].

<https://www.easyayurveda.com/2013/10/23/turmeric-curcuma-longa-benefits>. [The websites provides details on information on ayurvedic uses].

<https://www.ecrjournal.com/articles/anti-inflammatory-action-curcumin-use>. [This website is very much important for the reader which gives a details information on clinical trials of curcumin in the management of inflammation-related diseases].

<https://www.everydayhealth.com/diet-nutrition/diet/scientific-health-benefits-turmeric-curcumin/>. [This websites provides information on 12 Scientific Health Benefits of Turmeric and Curcumin].

<https://www.healthline.com/health/cancer/curcumin-and-cancer#research>. [This websites provides a information in regards to the uses of curcumin on cancer].

<https://www.hindustantimes.com/india-news/kerala-institute-gets-us-patent-for-turmeric-based-cancer-treatment/>. [The website provides information on Research and Development].

<https://www.ikisan.com/tg-turmeric-morphology.html>. [The page is useful for morphological description].

<https://www.koop-phyto.org/en/medicinal-plants/turmeric.php>. [The websites provides useful information on Turmeric].

<https://www.meandqi.com/herb-database/turmeric>. [The websites provides a details information about the Chinese uses on turmeric].

<https://www.medicalnewstoday.com/articles/306981#Side-effects-of-turmeric>. [This website gives details side effects of turmeric].

<https://www.mskcc.org/cancer-care/integrative-medicine/herbs/turmeric>

<https://www.ncbi.nlm.nih.gov/books/NBK92752/cite>. [The websites provides information on various names of turmeric/curcumin in different languages].

<https://www.nuffieldhealth.com/article/the-health-benefits-of-turmeric>. [This website provides information on therapeutic uses].

<https://www.nutrition-and-you.com/turmeric.html>. [This website is helpful for the reader which provides a information on nutritive value of turmeric].

<https://www.prnewswire.com/news-releases/study-shows-turmeric-can-reduce-symptoms-of-depression-anxiety-546535422.html>. [The study shows turmeric can reduce symptoms of depression, anxiety].

<https://www.rxlist.com/turmeric/supplements.htm>. [The websites provides a information about the side effects of turmeric].

<https://www.nordicnaturals.com/healthy-science/the-immune-benefits-of-curcumin/>. [This website gives the details about the health properties of turmeric in regards to Prebiotic, Cortisol-ameliorating and Omega-3 boosting].

<https://www.standardmedia.co.ke/evewoman/article/2001299126/six-amazing-skin-benefits-of-turmeric>. [The websites provides a details information on turmeric, uses of skin].

<https://www.whiterabbitinstituteofhealing.com/herbs/turmeric/>. [The websites provides a details information about the Chinese uses on turmeric].

Jelena S. Stanojevic, Ljiljana P. Stanojevic and others (2015). Chemical composition, antioxidant and antimicrobial activity of the turmeric essential oil (*Curcuma longa* l.). *Advanced technologies* 4(2), 19-25.

Juan Chen (2010). Pollen morphology of Chinese *Curcuma* L. and *Boesenbergia* Kuntz (Zingiberaceae): Taxonomic implications. *Morphology Distribution Functional Ecology of Plants* 206(5), 458–467. [The paper provides information on pollen morphology of Curcuma].

Kang D. Bowen Li Lei Luo and others (2016). Curcumin shows excellent therapeutic effect on psoriasis in mouse model. *Biochimie* 123,73–80. [The study done on animal model shows therapeutics use of curcumin in psoriasis].

Keivan Zandi, Elissa Ramedani, Khosro Mohammadi and others (2010). Evaluation of Antiviral Activities of Curcumin Derivatives against HSV-1 in Vero Cell Line. *Natural Product Communications* 5 (12).

Leela N.K., Tava A., Shaf P.M. (2002). Chemical Composition of essential oils of turmeric (*Curcuma longa* L.). *Acta Pharma* 52, 137–141.

Li C.J., Zhang L.J., Dezube B.J. (1993). Three inhibitors of type 1 human immunodeficiency virus long terminal repeat-directed gene expression and virus replication. *Proceedings of the National Academy of Sciences of the United States of America*. 90(5), 1839–1842.

Li X., Jin C., He J., Zhou J.(2012). Microcalorimetric investigation of the antibacterial activity of curcumin on *Staphylococcus aureus* coupled with multivariate analysis. *J Ther Ana Calor*. 109 (1), 395–402. doi: 10.1007/s10973-011-1428-6.

M.A. Pawar, Patil S.S. and Nagrik D.M.(2015) Phytochemical and physicochemical investigation of *Curcuma longa* rhizome. *International Journal of Chemical and Physical Sciences* 458-463. [The article deals with study of phytochemical and physiochemical analysis of *Curcuma longa*. This information will be helpful in standardization for quality, purity and sample identification].

Mamta Saxena, Jyoti Saxena, Rajeev Nema and others (2013). Phytochemistry of Medicinal Plant. *Journal of Pharmacognosy and Phytochemistry* Volume 1 Issue 6.

Mangaly J. K., Nayar J. (1990). Palynology of South Indian Zingiberaceae. *Bot. J. Linn. Soc* 103, 351–366. [The paper provides information on pollen size, shape, aperture and ornamentation].

Maurya R., Singh G., Yadav P.P.(2008). Antiosteoporotic agents from Natural sources. *Studies in Natural Products Chemistry* 35, 517-545.

Nabel G.J., Rice S.A., Knipe D.M., Baltimore D. (1988). Alternative mechanisms for activation of human immunodeficiency virus enhancer in T cells. *Science*. 239(4845), 1299–1302.

Nilanjana Deb, Purba Majumdar, Ajoy Kumar Ghosh (2013). Pharmacognostic and Phytochemical Evaluation of the Rhizomes of *Curcuma longa*. *Journal of Pharma Sci Tech* 2(2), 81-86. [The work has been performed to study the phytochemical parameters, which could serve as a measure of authentication and to establish the quality of the various pharmacognostic and control for commercial samples of crude drug].

Nitish Kumar and Sunil Kumar Sakhya (2012). Ethnopharmacological properties of *Curcuma longa*: a review. *International Journal of Pharmaceutical Science and Research* 4(1),03-12.<http://dx.doi.org/10.13040/IJPSR.0975-8232>. [This paper discusses in detail the basics of clinical indication, pharmacological action, chemical constituents, its nutritional value, morphology and uses of turmeric].

Noureddine Brihi (2018). Pharmacological activity of Alkaloids: A Review. *Asian Journal of Botany* Volume1.

Pandey N.K., Santhosha G.R. (2017). *Book on Medicinal Plant Resources of South Bengal* Research Wing Directorate of Forest Government of West Bengal, Kolkata, India.

Piyaporn Saensouk, Piyada Theerakulpisut, Achra Thammathaworn, Surapon Saensouk , Charun Maknoi, Pimjai Kohkaew(2015). Pollen morphology of the genus *Curcuma* (Zingiberaceae) in Northeastern Thailand. *Science Asia* 41, 87-92. [The study provides the information on the pollen morphology of 13 species of *Curcuma*].

Pramod V, Reddy SV, Swati Raj, Rishika Jaiswal, Somudeep Tah (2018). Curcumin- a boon for oral health. *J. Evolution Med. Dent. Sci.* 7(13),1668-1672. DOI: 10.14260/jemds/2018/376.

Raghvendra M Srivastava, Sarvjeet Singhb, Shiv K. Dubeyc and others (2011). Immunomodulatory and therapeutic activity of curcumin. *International Immunopharmacology* 11(3), 331-41. [This journal describes the regulation of immune responses by curcumin and usefulness of curcumin in treatment of diseases of diverse nature].

Rahul Kumar Verma (2018) Medicinal properties of turmeric (*Curcuma longa* L.): A review. *International Journal of Chemical Studies* 6(4), 1354-1357.

Ramachandra T. V., Vinay S., Bharath S., Subash Chandran M. D. and Bharath H. Aithal (2020). Insights into riverscape dynamics with the hydrological, ecological and social dimensions for water sustenance, *Current Science*, Vol. 118(9): 1379-1393.

Rasmussen H.B., Christensen S.B., Kvist L.P., Karazmi A.(2000). A simple and efficient separation of the curcumins, the antiprotozoal constituents of *Curcuma longa*. *Planta Med* 66, 396–8.

Ravindran P.N., Nirmal Babu K., Sivaraman K. (2007). *Turmeric-The golden spice of life*, Book name: *Turmeric. The Genus Curcuma*, Chapter-I, CRC Press, London, New York, p. 1 14.

Ravishankar, B., Shukla V. J. (2007). Indian systems of medicine: a brief profile. *African Journal of Traditional Complementary and Alternative Medicines* 4(3), 319-337.

Roshan Prasad Yadav (2017). Versatility of turmeric: A review the golden spice of life. *Journal of Pharmacognosy and Phytochemistry* 6(1), 41-46.

RS SawantSawant and Ashvin GodghateGodghate, (2013). Qualitative phytochemical screening of Rhizome of *Curcuma Longa*. *International Journal of Science, Environment. and Technology* Vol. 2, No 4, 634–641. [The qualitative phytochemical screening of rhizome of *Curcuma longa* done by different solvent acetone, methanol, ethanol and chloroform].

S. Li, W. Yuan, G. Deng, P. Wang, P. Yang, B. B. Aggarwal (2011). Chemical composition and product quality control of turmeric (*Curcuma longa* L.). *Pharmaceutical Crops* 2, 28 - 54.

Sahdeo Prasad, Bharat B. Aggarwal (2011). Turmeric, the Golden Spice From Traditional Medicine to Modern Medicine In: *Herbal Medicine: Biomolecular and Clinical Aspects*. 2nd edition. Boca Raton (FL): CRC Press/Taylor & Francis. Chapter 13. Bookshelf ID: NBK92752. . [Details discussion on origin, nomenclature, history, cultivation, processing, composition and use of turmeric].

Saxena J., Sahu R. (2012). Evaluation of Phytochemical constituents in Conventional and Non-conventional species of *Curcuma*. *International Research Journal of Pharmacy* 3 (8), 203–204.

Sayantani Chanda, T.V.Ramachandra (2019). Phytochemical and Pharmacological Importance of Turmeric (*Curcuma longa*)- A Review. *Research and Reviews: A, Journal of Pharmacology* 9(1),16-23.

Si X, McManus BM, Zhang J.(2005). Pyrrolidine dithiocarbamate reduces coxsackievirus B3 replication through inhibition of the ubiquitin-proteasome pathway. *Journal of Virology* 79(13), 8014–8023.

Singh R.P., Jain D.A.(2012). Evaluation of antimicrobial activity of curcuminoids isolated from turmeric. *IJPLS* 3(1), 1368–76.

Subash C. Gupta, Sridevi Patchva, Bharat B Aggarwal (2013). Therapeutic Roles of Curcumin: Lessons Learned from Clinical Trials. *AAPS J* 15(1),195–218.

Jaggi Lal (2012). Turmeric, Curcumin and Our Life: A Review. *Bulletin of Environment, Pharmacology and Life Sciences*. 1(7), 11–17. [This paper provides information on the topics of history, trade, cultivation and uses].

Juan Chen and Nianhe Xia 2010. Pollen morphology of Chinese *Curcuma L.* and *Boesenbergia Kuntz* (Zingiberaceae): Taxonomic implications. *Morphology Distribution Functional Ecology of Plants* 206(5):458–467

Velayudhan K.C., N Dikshit, M Abdul Nizar (2012). Ethnobotany of Turmeric. *Indian Journal of Traditional Knowledge* 11(4), 607–614. [The paper gives information on ethnic connection regarding the uses of turmeric with other plants].

Roshan Prasad Yadav, G. Tarun (2017). Versatility of turmeric: A review the golden spice of life. *Journal of Pharmacognosy and Phytochemistry*. 6 (1), 41–46.

World Health Organisation (1999). *Rhizoma Curcumae Longae*, WHO monographs on selected medicinal plants Vol 1.

Wuthi-udomlert M., Grisanapan W., Luanratana O., Caichompoo W.(2003). Antifungal activity of *Curcuma longa* grown in Thailand. *The Southeast Asian Journal of Tropical Medicine and Public Health* 31(1), 178–182.

Xu Y, Liu L (2017). Curcumin alleviates macrophage activation and lung inflammation induced by influenza virus infection through inhibiting the NF-kappaB signaling pathway. *Influenza Other Respir Viruses*. 11(5), 457-63. doi: 10.1111/irv.12459.

Biographical Sketches

Sayantani Chanda Received her B.Sc (Bachelor of Science) degree in Botany from University of Calcutta, Kolkata, India, in the year 2012 and Post-Graduation degree, M.Sc.(Master of Science) in Genetics from West Bengal University of Technology, Kolkata, India in 2014. After that she joined in Energy & Wetlands Research Group, Indian Institute of Science, Bangalore-560012, India, as research intern. She worked there about 2 years. The area of research was Pharmacological, Phytochemical and spatial aspects of plants in Indian sacred groves and its relevance towards maintenance of ecosystem and their sustainable utilization. There after she has been associated with Agricultural and Ecological Research Unit, Biological Sciences Division, Indian Statistical Institute, Kolkata, India. She is now working in the area of Cultivation and regeneration of medicinal plants by natural as well as tissue culture method and conserve them in their natural habitat. Further she is going to undertake the project on Squalene (C₃₀H₅₀), a naturally occurring highly unsaturated triterpene, is an intermediate in the cholesterol biosynthesis both in plant and animal world. This compound plays various biological roles, therefore makes it a favorite choice in the pharmaceutical, cosmetics and food supplement industries. Basically, in this regard she is interested to explore the rich, natural, renewable and cost-effective sources of squalene from the abscisic leaves of the plants. She published many papers in different national and

international journal and also taken part in various international conferences. She has been awarded “Young Achiever Award 2020” for her outstanding contribution and recognition in the field of Plant Molecular Genetics from Agricultural and Environmental Technology Development Society, India.

T.V. Ramachandra Received Ph.D. in Ecology and Energy from Indian Institute of Science, Bangalore, India. At present, he is Coordinator of Energy and Wetlands Research Group (EWRG), Convener of Environmental Information System (ENVIS) at Centre for Ecological Sciences (CES). During the past fifteen years he has established an active school of research in the area of energy and environment (<http://ces.iisc.ernet.in/energy>). He was a Member of Karnataka State level Environment Expert Appraisal Committee (2007-2010), appointed by the Ministry of Environment and Forests, Government of India. He is a recipient of Energy Legend (2011), Energy Engineer ((international) 2009) of Association of Energy Engineers (USA), Johny Biosphere Award for Ecology and Environment (2004) and Satish Dhawan Young Scientist Award, 2007 of Karnataka State Government. He is an associate faculty at Centre for Sustainable Technologies (astra) and Centre for infrastructure, sustainable Transportation and Urban Planning (CiSTUP) at Indian Institute of Science. He is an Elected Fellow of the Institution of Electrical Engineers (IEE, UK; 2005), Indian Association of Hydrologists (India; 2006), Institution of Engineers (IE, India; 2003), and a Senior Member, IEEE (USA; 2000) and Association of Energy Engineers (USA; 2000), National Institute of Ecology (2011). His areas of specialization are on Biodiversity-Ecology-Hydrology linkages, Ecological Modeling, Energy, Wetlands, Soil and Water Pollution, GIS and Remote sensing, Environment Education, Conservation of Terrestrial and Aquatic ecosystems, Environmental Impact Assessment (EIA), Cumulative Environmental Impact Assessment etc. He has published 309 papers in National and International journals and 40 book chapters.