

## ENERGY AND INORGANIC CHEMISTRY

**Carlo Alberto Bignozzi, Roberto Argazzi and Stefano Caramori**

*University of Ferrara, Ferrara, Italy*

**Keywords:** Solar energy , electricity , Inorganic Chemistry , solar fuels, hydrogen production, photo electrochemical

### Contents

1. Introduction
  2. General background
    - 2.1. Electronic Excited States
    - 2.2. Electron Transfer Processes
    - 2.3. Energy Transfer Processes
    - 2.4. Semiconductor Materials
  3. Molecular level energy conversion devices
    - 3.1. Functions From Natural Photosynthesis
    - 3.2. Supramolecular Systems as Photochemical Molecular Devices
    - 3.3. Multielectron Redox Catalysts
  4. Inorganic photovoltaics
    - 4.1. Silicon Solar Cells
    - 4.2. Thin Film Solar Cells
    - 4.3. Multijunction and Tandem Cells
    - 4.4. Solar Concentrators
  5. Photoelectrochemical solar cells
    - 5.1. Sensitization of Wide Band-gap Semiconductors.
    - 5.2. Solar Cell Efficiency
    - 5.3. Inorganic Molecular Sensitizers.
    - 5.4. Inorganic Supramolecular Sensitizers
  6. Photoelectrochemical hydrogen production
    - 6.1. Photoassisted Electrolysis
    - 6.2. Tandem Solar Cells
    - 6.3. Conclusion
- Acknowledgements  
Glossary  
Bibliography  
Biographical Sketches

### Summary

World demand for energy is projected to more than double by 2050 and to more than triple by the end of the century. Finding sufficient supplies of clean energy for the future is one of society's most important challenges. Sunlight provides by far the largest of all carbon-neutral energy sources. Solar energy conversion systems fall in three categories according to their primary energy product: solar electricity, solar fuels and solar thermal systems. Inorganic chemistry has played a fundamental role in the design of materials and molecular systems for solar energy conversion to electricity and for the production

of solar fuels.

This chapter will cover the basic principles and some of the relevant contributions of Inorganic Chemistry to the design of systems for solar energy conversion to electricity, of molecular level energy conversion devices, and of photoelectrochemical devices for hydrogen production.

## 1. Introduction

World demand for energy is projected to more than double by 2050 and to more than triple by the end of the century. Finding sufficient supplies of clean energy for the future is one of society's most important challenges. Sunlight provides by far the largest of all carbon-neutral energy sources. More energy from sunlight strikes the Earth in one hour ( $4.3 \times 10^{20}$ ) than all the energy consumed on the planet in a year ( $4.1 \times 10^{20}$  J). Yet solar electricity provides only approximately 1 millionth of the total electricity supply, and renewable biomass provides less than 0.1% of the total energy consumed. The huge gap between our present use of solar energy and its enormous undeveloped potential defines a grand challenge in energy research.

Solar energy conversion systems fall in three categories according to their primary energy product: solar electricity, solar fuels and solar thermal systems. Inorganic chemistry has played a fundamental role in the design of materials and molecular systems for solar energy conversion to electricity.

The challenge in converting sunlight to electricity via photovoltaic cells is dramatically reducing the cost/watt of delivered solar electricity. New materials to efficiently adsorb sunlight and new approaches based on nanomaterials can revolutionize the technology used to produce solar electricity. The technological development of single-crystal solar cells demonstrates the practicality of photovoltaics, while novel approaches exploiting thin films, organic semiconductors, dye sensitisation offer new opportunities for cheaper, long lasting systems.

For millennia, cheap solar fuel production from biomass has been the primary energy source on the planet; however the use of existing types of plants requires large land areas to meet a significant portion of primary energy demand. Inorganic chemistry has been involved in the design of solar fuels based on artificial, molecular-level energy conversion machines exploiting the principles of natural photosynthesis. Artificial assemblies of organic and inorganic materials replacing natural plants or algae can now use sunlight to directly produce hydrogen by splitting water. The current laboratory systems are however unstable over long periods, and too inefficient for practical applications. Basic research is needed therefore to bridge the gap between the frontier and practical technology.

Recently, considerable advances have been made in the production of hydrogen with photoelectrochemical solar cells thanks to the development of high surface area nanocrystalline semiconductors.

This chapter will cover the basic principles and some of the relevant contributions of Inorganic Chemistry to the design of systems for solar energy conversion to electricity, of molecular level energy conversion machines, and of photoelectrochemical devices for hydrogen production.

## 2. General Background

### 2.1. Electronic Excited States

The first act of any photochemical and photophysical process is the absorption of a photon by a chemical species.

It is known from electronic spectroscopy that the probability of light absorption (and the intensity of the corresponding absorption band) is related to the characteristics of the initial and final states involved and particularly to their spin quantum number. Transitions from the ground state to excited states having the same spin quantum numbers are allowed and give rise to intense bands, whereas transitions to excited states of different spin value are forbidden (neglecting spin-orbit coupling) and can hardly be observed in the absorption spectra.

In most molecules the ground state is a singlet and the lowest excited state is a triplet that cannot be directly populated by light absorption but can be obtained from the deactivation of upper excited states. For this reason at least three states (singlet ground state and excited singlet and triplet states) are involved in photochemical processes as shown in the diagram in Figure 1.

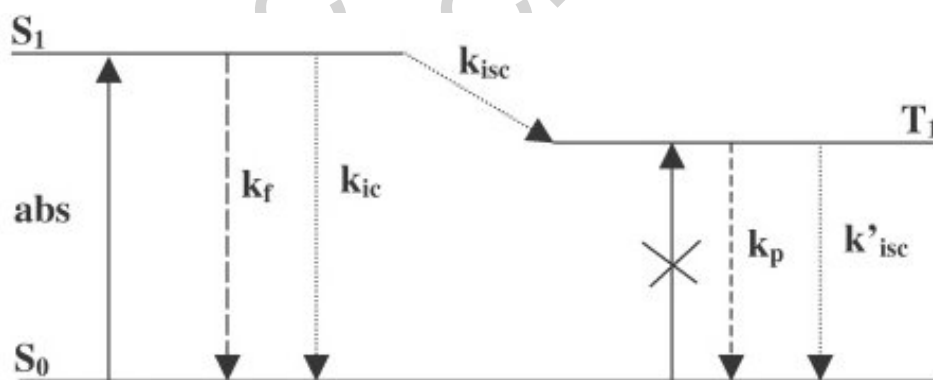


Figure 1. Jablonski diagram showing the formation and the photophysical deactivation processes of excited states.  $k_f$ ,  $k_{ic}$ ,  $k_{isc}$ ,  $k_p$  and  $k'_{isc}$  are the unimolecular rate constants for fluorescence, internal conversion,  $S_1$ - $T_1$  intersystem crossing, phosphorescence,  $T_1$ - $S_0$  intersystem crossing respectively.

The excited state that is formed following light absorption is a high energy unstable species which may undergo to different possible deactivations. Photophysical excited state deactivations can occur via emission of light (luminescence) or degradation of the excess energy into heat (radiationless deactivation).

Luminescence is called fluorescence or phosphorescence depending on whether the excited state has the same or different spin compared to the ground state. In the same way radiationless deactivation is called internal conversion when it occurs between states of the same spin and intersystem crossing when it occurs between states of different spin. Each intramolecular decay step is characterized by a rate constant (Figure 1) and each excited state by its lifetime given by,

$$\tau = \frac{1}{\sum_i k_i} \quad (1)$$

where  $k_i$  is the first order rate constant for a generic unimolecular process that causes the disappearance of the excited state.

For each process it can be defined the quantum yield, given by the ratio between the number of chemical species (molecules, photons, etc.) produced and the number or photons absorbed per unit of time. A particularly important quantity when dealing with coordination compounds is the quantum yield of emission from the lowest spin forbidden excited state (phosphorescence quantum yield  $\Phi_p$ ) given by the following relation (referring to Figure 1)

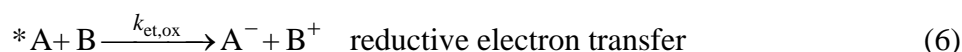
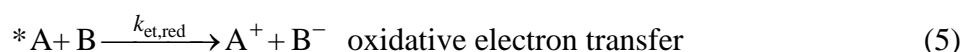
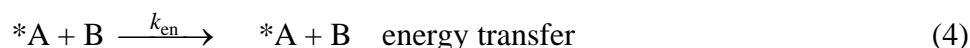
$$\Phi_p = \eta_p k_p \tau_{T_1} \quad (2)$$

$\eta_{isc}$  is the efficiency of population of the emitting excited state from the state populated by light absorption and  $\tau_{T_1}$  is the lifetime of the emitting excited state given by

$$\tau_{T_1} = \frac{1}{k_p + k_{isc}} \quad (3)$$

When the intramolecular deactivation steps are not too fast, i.e. when the lifetime of the excited state of a species A is sufficiently long, the excited molecule may have a chance to give rise to bimolecular processes involving a second species B which can encounter A freely diffusing in solution or be linked to A via a variety of chemical interactions. Usually for transition metal complexes only the lowest spin forbidden excited state satisfies this requirement.

The most important bimolecular processes are energy transfer and electron transfer.



Electron transfer may involve either the oxidation or the reduction of the excited state. The ability of an excited state to intervene in energy transfer process is related to its zero-zero spectroscopic energy,  $E^{0-0}$ , while for the electron transfer the relevant thermodynamic parameters are the oxidation (5) and reduction (6) potentials of the  $A^+/A^*$  and  $A^*/A^-$  couples. Because of its higher energy content an excited state is both a stronger reductant and a stronger oxidant than the corresponding ground state. To a first approximation the redox potentials for the excited state couples may be calculated from the potentials of the ground state couples and the zero-zero excitation energy  $E^{0-0}$ :

$$E(A^+/A^*) = E(A^+/A) - E^{0-0} \quad (7)$$

$$E(A^*/A^-) = E(A^*/A^-) - E^{0-0} \quad (8)$$

### 2.1.1. Classification of Excited States in Coordination Complexes

Great attention is currently paid to transition metal complexes for their photochemical, photophysical and electrochemical properties. This interest is stimulated in particular by attempts to design and construct systems capable of performing useful light or redox induced functions.

Transition metal complexes are made of metal ions and ligands which can also exist separately from each other. The metal ligand interaction is often weak enough to allow the manifestation of intrinsic properties of the metal and ligands (e.g. ligand centered and metal centered absorption bands and redox waves) but strong enough to cause the appearance of new properties characteristic of the whole compound (e.g. metal-to-ligand or ligand-to-metal charge transfer bands).

For this reason the spectroscopic, redox and kinetic properties of transition metal complexes are usually discussed with the assumption that the ground state, the excited state and the redox species can be described in a sufficiently approximate way by localized molecular orbital (MO) configurations, therefore it is possible to make a classification of the various electronic transitions according to the localization of the molecular orbitals involved. Specifically three fundamental types of electronic transitions are identified:

- Transitions between MOs predominantly localized on the central metal are called metal centered, ligand field (LF) or d-d transitions;
- Transitions on the ligands are usually called ligand-centered (LL\*) or intraligand transitions;
- Transitions involving MOs of different localization, which cause the displacement of electronic charge from the ligands to the metal or viceversa. These transitions are divided in metal- to-ligand-charge-transfer (MLCT) and ligand-to-metal-charge-transfer (LMCT) transitions.

For sake of clarity Figure 2 reports a simplified qualitative MO diagram for Ru(II) polypyridine complexes, an extensively studied class of compounds because of their useful excited state properties.

Ru<sup>2+</sup> is a d<sup>6</sup> metal ion and the polypyridine ligands possess  $\sigma$  donor orbitals localized on the nitrogen atoms and  $\pi^*$  acceptor orbitals delocalized on the aromatic rings.

According to a single configuration one electron description of the excited state in an octahedral geometry the excitation of an electron from a filled metal centered d $\pi$  orbital to the  $\pi^*$  orbital of the ligands give rise to an MLCT excited state, whereas promotion of an electron from the d $\pi$  to the d $\sigma$  orbital results in a ligand field (LF) excited state. Ligand centered excited states are obtained by promoting an electron from  $\pi_L$  to  $\pi_L^*$ . All these excited state may have singlet or triplet multiplicity although spin orbit coupling mixes the multiplicity in MLCT and MC excited states.

The high energy excited states of transition metal complexes undergo fast radiationless deactivation and only the lowest excited state and the upper states populated on the basis of the Boltzmann equilibrium law may play a role in photon emission and in energy and/or electron transfer.

When the lowest state is LF it undergoes fast radiationless deactivation to the ground state and/or ligand dissociation reactions. As a consequence at room temperature the excited state has a very short lifetime, no luminescence can be observed and no bimolecular processes usually take place. On the other hand LL\* and MLCT excited states are usually not strongly displaced compared to the ground state geometry and luminescence can be observed.

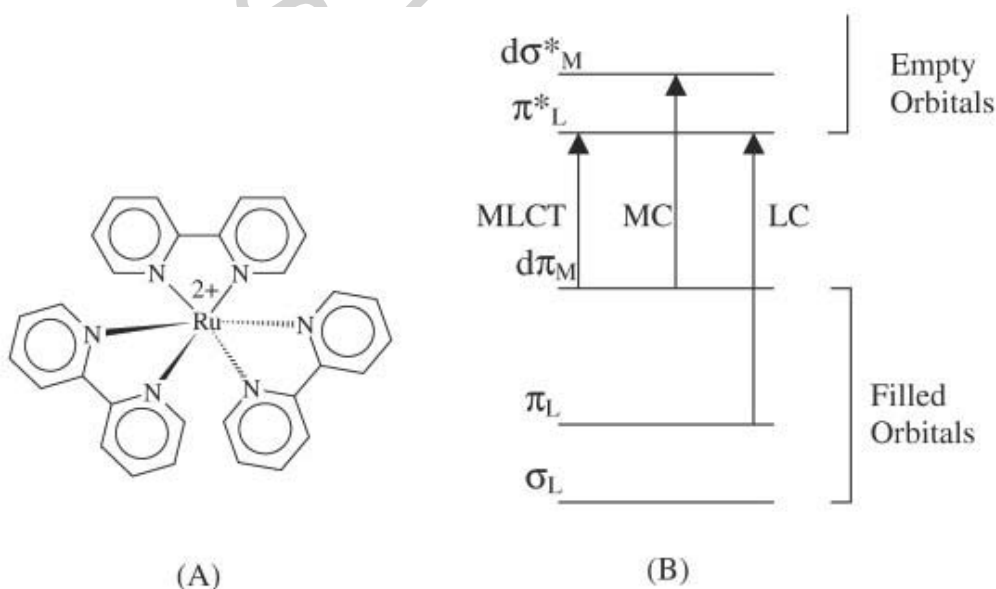


Figure 2: (A) Structure of Ru(bpy)<sub>3</sub><sup>2+</sup> and (B) Simplified molecular orbital diagram for Ru(bpy)<sub>3</sub><sup>2+</sup> complex showing the types of transitions occurring in the UV-Visible region.

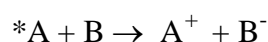
The energy positions of the LF, MLCT and LL\* states depend on the ligand field strength, the redox properties of metal and ligands and the intrinsic properties of the ligands. As a consequence in a series of complexes of the same metal ion the energy ordering of the various excited states can be controlled by a rational choice of the ligands. In this way it is possible to design complexes having, at least to a certain degree, the desired properties. For most Ru(II) polypyridine complexes, the lowest excited state is <sup>3</sup>MLCT which undergoes relatively slow radiationless transitions and thus exhibits long lifetime and intense luminescence emission.

## 2.2. Electron Transfer Processes

Many coordination compounds and notably Ru(II) polypyridine complexes are extensively studied in energy and electron transfer processes. Electron transfer kinetics are particularly important because they are the initiating event of many of the energy conversion reactions that will be treated in detail in the following sections.

Electron transfer regardless of the ground or excited state nature of the reactants can be treated with the same formalism.

The electron transfer reaction can be schematized as



where an excited donor (\*A) transfers an electron to an acceptor B becoming an oxidized species B<sup>+</sup> at the ground state.

The general equation expressing the rate constant of a reaction is the Eyring equation

$$k_{\text{et}} = k\nu \exp\left(\frac{-\Delta G^*}{KT}\right) \quad (9)$$

Where  $\Delta G^*$  is the activation energy of the process,  $K$  and  $T$  are the Boltzmann constant and the absolute temperature respectively,  $\nu$  is the nuclear frequency factor and  $k$  is the transmission coefficient, a parameter which expresses the probability of the system to evolve from the reactant configuration to the product one once it has been reached the crossing of the potential energy curves along the reaction coordinate (Figure 3).

In case of electron transfer reaction it has been proposed a modification of (9) due to R. Marcus<sup>7</sup>

$$k_{\text{et}} = k\nu \exp\left(\frac{-(\Delta G^0 + \lambda)^2}{4\lambda KT}\right) \quad (10)$$

where the activation energy  $\Delta G^*$  is expressed as

$$\Delta G^* = \left( \frac{(\Delta G^0 + \lambda)^2}{4\lambda} \right) \quad (11)$$

$\Delta G^0$  is the free energy variation which accompanies the process, while  $\lambda$  is the total reorganizational energy and represents the vertical energy necessary to transform the nuclear configurations of the reactant and of the solvent to those of the product state (Figure 3). It is the sum of inner  $\lambda_i$  and outer  $\lambda_o$  components:  $\lambda_i$  is due to the vibrational rearrangement consequent to the electron transfer, while  $\lambda_o$  is comprehensive of the reorganization of the solvation sphere (repolarization). Electron transfer reactions have been also treated from the quantum mechanical point of view in formal analogy to radiationless transitions, considering the weakly interacting states of a supermolecule AB: the probability (rate constant) of the electron transfer is given by a "golden rule" expression of the type ,

$$k_{\text{et}} = \frac{4\pi^2}{h} (H_{AB}^{\text{el}})^2 FCWD \quad (12)$$

Where  $H_{AB}^{\text{el}}$  is the electronic coupling factor between the two electronic states involved in the process and  $FCWD$  is the Franck-Condon factor (nuclear factor) weighted for the Boltzmann population of the energy levels. It can be shown that in the high temperature limit (when  $h\nu < kT$  for the relevant nuclear vibrational frequencies, an approximation not too inaccurate for many cases at room temperature) the nuclear factor takes the form,

$$FCWD = (1/4\pi\lambda kBT)^{1/2} \exp \left[ -(\Delta G^0 + \lambda)^2 / 4\lambda kBT \right] \quad (13)$$

The exponential term of Eq. (13) is the same as that predicted by the classical Marcus model based on parabolic (free) energy curves for reactants and products such as those of Figure 3, where the activation free energy is that required to go from the equilibrium geometry of the reactants to the crossing point of the curves. Both the classical and quantum results in equations (10) and (13) contain an important prediction, namely, that three typical kinetic regimes exist, depending on the driving force of the electron transfer reaction: (i) a "normal" regime for small driving forces ( $-\lambda < \Delta G^0 < 0$ ) where the process is thermally activated and is favored by an increase in driving force; (ii) an "activationless" regime ( $-\lambda = \Delta G^0$ ) where no gain in rate can be obtained by changing the driving force; (iii) an "inverted" regime for strongly exergonic reactions ( $-\lambda > \Delta G^0$ ) where the process slows down with increasing driving force. Increasing  $\lambda$  slows down the process in the normal regime, but accelerates it in the inverted regime. The three kinetic regimes are schematically shown, in terms of classical Marcus' parabolas, in Figure 4.



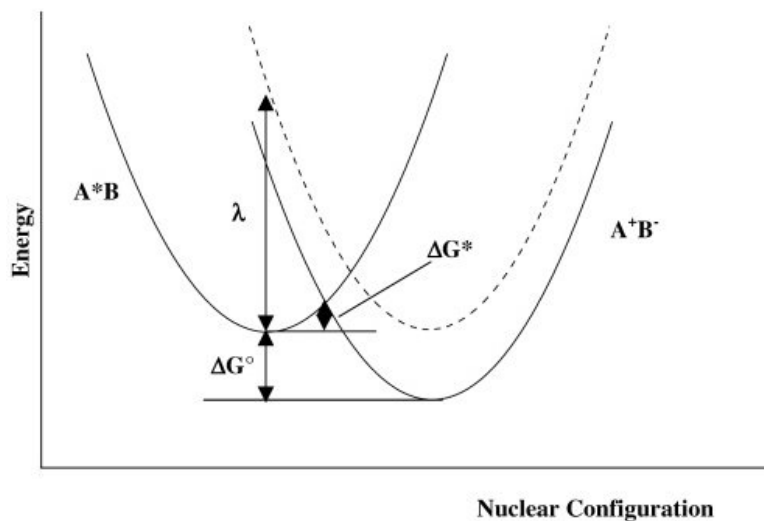


Figure 3: Free energy curves and kinetic parameters for an electron transfer process

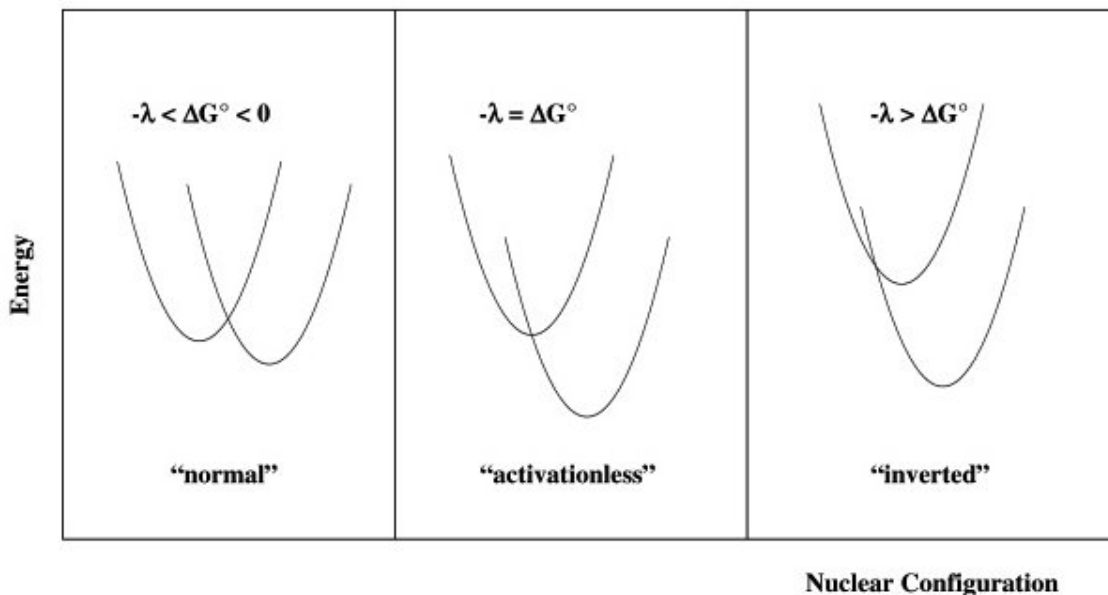


Figure 4: Free energy curves for reactant and product states of an electron transfer process in the energy ranges of the Marcus model

The inverted region was initially predicted by Marcus and the decrease in the electron transfer rate constant with  $-\Delta G^0$  has been observed experimentally many times. This is an important and remarkable result both for natural and artificial photosynthesis and energy conversion: it predicts that, following electron transfer quenching of the excited  $A^*-B$ , the back electron transfer in the inverted region for the charge separated state  $A^+-B^-$  becomes slower as the energy stored increases.

-  
-  
-

TO ACCESS ALL THE 74 PAGES OF THIS CHAPTER,  
Visit: <http://www.eolss.net/Eolss-sampleAllChapter.aspx>

## Bibliography

- Abe, R.; Sayama, K.; Arakawa, H. *J.Photochem.Photobiol.A:Chemistry* 2004, 166, 115.[ Functionalized TiO<sub>2</sub> nanoparticles used as a photocatalyst for hydrogen evolution from aqueous solutions.]
- Altobello, S.; Argazzi, R.; Caramori, S.; Contado, C.; Da Frè, S.; Rubino, P.; Chonè, C.; Larramona, G.; Bignozzi, C. A. 2005, 127, 15342.[The preparation and the photoelectrochemical characterization of a series of Ru(II) and Os(II) "black" absorbers is reported.]
- Argazzi, R.; Bignozzi, C. A.; Heimer, T. A.; Castellano, F. N.; Meyer, G. J. *J.Phys.Chem.B* 1997, 101, 2591. [Photoelectrochemical and spectroscopic investigation of a novel supramolecular sensitizer.]
- Argazzi, R.; Bignozzi, C. A.; Heimer, T. A.; Meyer, G. J. *Inorg.Chem.* 1997, 36, 2. [Detailed photophysical study of Re(I)-Ru(II) supramolecular assemblies applied to sensitization of TiO<sub>2</sub>.]
- Argazzi, R.; Bignozzi, C. A.; Hasselmann, G. M.; Meyer, G. J. *Inorg.Chem.* 1998, 37, 4533.[Photoelectrochemical characterization on Ru(II) violet dyes based on Dithiocarbamate ancillary ligands.]
- Amadelli, R.; Argazzi, R.; Bignozzi, C. A.; Scandola, F. *J.Am.Chem.Soc.* 1990, 112, 7099.[Innovative supramolecular sensitizers based on antenna effect are described.]
- Balzani, V.; Carassiti, V. *Photochemistry of Coordination Compounds*; Academic Press: London,U.K., 1970.[General textbook describing excited state formation and deactivation via chemical reactions.]
- Balzani, V.; Juris, A. *Coordination Chemistry Reviews* 1988, 84, 85-277.[ Review describing the spectroscopy and electrochemistry of polypyridine Ru(II) coordination compounds.]
- Balzani, V.; Credi, A.; Scandola, F. In *Transition Metals in Supramolecular Chemistry*; Fabbrizzi, L., Poggi, A., Eds.; Kluwer: Dordrecht, The Netherlands, 1994.[Review treating the application of inorganic chemistry to the realization of supramolecular assemblies.]
- Balzani, V.; Credi, A.; Venturi, M. In *Molecular Devices and Machines: a Journey into the Nanoworld*; Balzani, V., Credi, A., Venturi, M., Eds.; Wiley-VCH: Weinheim, Germany, 2003; pp 132-173. [Inorganic chemistry applied to the development of molecular level devices capable of performing useful functions.]
- Baranoff, E.; Collin, J. P.; Flamigni, L.; Sauvage, J.-P. *Chem. Soc.Rev.* 2004, 33, 147-155.[ Review reporting the photophysics of triads based on Ru(II) and Ir(III) complexes in association with metal- or free-base porphyrins.]
- Bauer, C.; Boschloo, G.; Mukhtar, E.; Hagfeldt, A. *J.Phys.Chem.B* 2002, 106, 12693.[ Kinetic study of recombination mechanisms between photoinjected electrons and electrolyte in dye sensitized solar cells.]
- Bignozzi, C. A.; Argazzi, R.; Indelli, M. T.; Scandola, F.; Schoonover, J. R.; Meyer, G. J. *Proc. Indian Acad. Sci. (Chem.Sci.)* 1997, 397.[ Spectroscopic investigation of energy transfer in supramolecular cyano-bridged Ru(II) assemblies.]
- Bignozzi, C. A.; Schoonover, J. R.; Scandola, F. In *Molecular Level Artificial Photosynthetic Materials*; Meyer, G. J., Ed.; John Wiley & Sons: New York, 1997; pp 1-97.[Electron and energy transfer processes with their applications to etherogeneous phases are described.]
- Binstead, R. A.; Chronister, C. W.; Ni, J.; Hartshorn, C. M.; Meyer, T. J. *J.Am.Chem.Soc.* 2000, 122, 8464-8473 [Research article with a detailed mechanistic study on water oxidation by Ru oxo dimers.]

- Becquerel, E. *Comptes Rendus* 1839, 9, 561. [ First paper reporting the observation of photovoltaic effect.]
- Bube, R. H. *Photovoltaic Materials*; Imperial College Press: London, 1998. [Textbook covering the properties of materials for photovoltaic applications.]
- Chakraborty, S.; Wadas, T. J.; Hester, H.; Schmehl, R.; Eisenberg, R. *Inorg.Chem.* 2005, 44, 6865-6878.[General review reporting principles and applications of molecular level photoinduced charge separation.]
- Danielson, E.; Elliott, C. M.; Merkert, J. W.; Meyer, T. J. 1987, 109, 2519-2520.[Research article introducing the photophysical properties of a new family of triads.]
- Dempsey, J. L.; Esswein, A. J.; Manke, D. R.; Rosenthal, J.; Soper, J. D.; Nocera, D. G. *Inorg.Chem.* 2005, 44, 6879-6892. [Review describing the properties of rhodium and iridium based photocatalysts of relevance for energy conversion schemes.]
- DeSilvestro, J.; Graetzel, M.; Kavan, L.; Moser, J.; Augustynski, J. *J.Am.Chem.Soc.* 1985, 2988. [The development and characterization of mesoporous thin films is reported.]
- Dimiroth, F. In *Proceedings of the 17th PV European Conference: WIP-Munich, 2001*; p 2150. [ Examples and properties of multijunction solar cells are described.]
- Fleming, C. L.; Maxwell, K. A.; Desimone, J. M.; Meyer, T. J. *J.Am.Chem.Soc.* 2001, 123, 10336. [Research article describing energy transfer processes in metal functionalized polymers.]
- Fox, L.S.; Kozik, M.; Winkler, J. R.; Gray, H.B. *Science*, 1990, 247, 1069. [ Paper describing the gaussian free energy dependence of electron transfer rates in iridium complexes.]
- Fujishima, A.; Honda, K. *Nature* 1972, 238, 37.[ Pioneering work on photoassisted electrolysis at metal oxide semiconducting electrodes.]
- Garcia, C. G.; Murakami Iha, N. Y.; Argazzi, R.; Bignozzi, C. A. *J.Braz.Chem.Soc.* 1998, 9, 13.[ A family of Ru(II) dyes based on isoquinoline ancillary ligands is described.]
- Garcia, C. G.; Murakami Iha, N. Y.; Argazzi, R.; Bignozzi, C. A. *J.Photochem.Photobiol.* 1998, 115, 239.[The photoelectrochemical properties of Ru(II) complexes based on phenylpyridine ancillary ligands are investigated.]
- Garcia, C. G.; Polo, A. S.; Murakami Iha, N. Y. *J.Photochem.Photobiol.A* 2003, 160, 87.[ Natural dyes applied to TiO<sub>2</sub> sensitization in photoelectrochemical cells.]
- Graetzel, M. *Inorg.Chem.* 2005, 44, 6841.[ General review on photoelectrochemical cells based on mesoporous TiO<sub>2</sub>.]
- Gerischer, H.; Tributsch, H. *Ber.Bunsenges.Phys.Chem.* 1968, 72, 437 [The principles of sensitization of semiconductors are discussed.]
- Gerischer, H. *Pure Appl.Chem.* 1980, 52, 2649-2667. [The properties of semiconductor/liquid interfaces are described.]
- Graetzel, M. *Chem. Lett.* 2005, 34, 8.[Tandem cells made of a WO<sub>3</sub> photoanode coupled to a DSSC and their applications to water splitting are described.]
- Hader, D. P.; Tevini, M. *General Photobiology*; Pergamon: Oxford,U.K., 1987.[Textbook covering the main topics of photobiology, with attention to natural photosynthesis.]
- Hannay, N. B. *Semiconductors*; Reinhold Publishing Corporation: New York, 1959.[General textbook covering principles and properties of semiconductors, with special attention to silicon.]
- Heller, A.; Vladimsky, R. G. *Phys.Rev.Lett.* 1981, 46, 1153.[ A Photoelectrochemical cell for hydrogen evolution based on p-type semiconducting electrodes is described.]
- Hirata, N.; Lagref, J. J.; Palomares, E. J.; Durrant, J. R.; Nazeeruddin, M. K.; Graetzel, M.; Di Censo, D. *Chem. Eur.J.* 2004, 10, 595.[Study of interfacial charge transfer dynamics using a new type of supramolecular sensitizer.]

Horvath, O.; Stevenson, K. L. *Charge Transfer Photochemistry of Coordination Compounds*; VCH: New York, 1993.[Graduate level textbook treating the photochemistry ensuing from charge transfer transitions.]

Imahori, H.; Guldi, D. M.; Tamaki, K.; Yoshida, Y.; Luo, C.; Sakata, Y.; Fukuzumi, S. *J.Am.Chem.Soc.* 2001, 123, 6617-6628. [Research article describing the photophysical properties of a new family of tetrads.]

Kainthla, R. C.; Zelenay, B.; Bockris, J. O. M. *J.Electrochem.Soc.* 1987, 134, 841. [Several semiconducting materials suitable for water photoelectrolysis are investigated.]

Khaselev, O.; Turner, J. A. *Science* 1998, 425-427.[ An highly efficient multijunction photoelectrolyzer for hydrogen production is described.]

Klein, C.; Nazeeruddin, M. K.; Di Censo, D.; Liska, P.; Graetzel, M. *Inorg.Chem.* 2004, 43, 4216.[ The preparation and the electrochemical and photoelectrochemical properties of new amphiphilic dyes are reported].

Kleverlaan, C. J.; Alebbi, M.; Argazzi, R.; Bignozzi, C. A.; Hasselmann, G. M.; Meyer, G. J. *Inorg.Chem.* 2000, 39, 1342. [The photoelectrochemical and spectroscopic investigation of a series of heterotriads exploiting antenna effect is reported.]

Kohle, O.; Ruile, M.; Graetzel, M. *Inorg.Chem.* 1996, 35, 4779.[ Paper describing a family of dyes with increased sensitivity in the red part of the visible spectrum.]

Indelli, M. T.; Bignozzi, C. A.; Harriman, A.; Schoonover, J. R.; Scandola, F. *J.Am.Chem.Soc.* 1994, 116, 3768.[ The preparation and the photophysical properties of Ru(II)-Rh(III) heterodiads are reported.]

Lansky, D.E.; Goldberg, D.P. *Inorg.Chem.* 2006, 45, 5119-5125. [ Investigation of the catalytic oxidation of organic substrates by a stable porphyrinoid Mn(V) oxo complex .]

Larson, S. L.; Cooley, L. F.; Elliott, C. M.; Kelley, D. F. *J.Am.Chem.Soc.* 1992, 114, 9504-9509. [Research article describing the detailed photophysics of some Ru(II) based triads.]

Limburg, J.; Vrettos, J. S.; Liable-Sands, J. M.; Rheingold, A. L.; Crabtree, R. H.; Brudvig, G. W. *Science* 1999, 283, 1524.[Paper reporting an innovative manganese complex acting as a water oxidation catalyst.]

Lever, A. B. P. *Inorganic Electronic Spectroscopy*; 2 ed.; Elsevier: Amsterdam, 1984.[ Advanced undergraduate or graduate level textbook discussing electronic spectroscopy principles applied to coordination compounds.]

Meyer, T. J.; Chen, P. *Chem. Rev.* 1998, 98, 1439.[Review covering the basic principles and applications of electron transfer theories.]

Marcus, R. A. *Annu.Rev.Phys.Chem.* 1964, 15, 155.[Original pioneering work by the Nobel laureate R.Marcus on electron transfer theories.]

Memming, R. *Progr.Surf.Science* 1984, 17, 7. [ Review discussing the principles of wide band-gap semiconductor sensitization and the kinetic and thermodynamic properties of semiconductor-electrolyte interfaces.]

Meyer, T. J.; Taube, H. In *Comprehensive Coordination Chemistry*; Pergamon: Oxford,U.K., 1987; Vol. 1, p 331.[Review concerning electron transfer processes in coordination compounds.]

Marcus, R. A. *Discuss.Faraday Soc.* 1960, 29, 21.[Theoretical work of R.Marcus focused on electron transfer processes.]

Meyer, T. J.; Brennaman, M. K.; Alstrum-Acevedo, J. H. *Inorg.Chem.* 2005, 44, 6802-6827.[General review describing the applications of photoinduced electron and energy transfer to energy conversion.]

Moser, J.-E.; Graetzel, M. *Chem. Phys.* 1993, 176, 493. [Kinetic study of recombination at the semiconductor-dye-electrolyte interface.]

Nazeeruddin, M. K.; Kay, A.; Rodicio, R.; Humphry-Baker, R.; Muller, E.; Liska, P.; Vlachopoulos, M.; Graetzel, M. *J.Am.Chem.Soc.* 1993, 115, 6382.[ The preparation and the photoelectrochemical characterization of a new family of highly efficient dyes is reported.]

- Nazeeruddin, M. K.; Muller, E.; Humphry-Baker, R.; Vlachopoulos, N.; Graetzel, M. *J.Chem. Soc. Dalton Trans.* 1997, 4571. [The ligand effects in the variation of the redox and spectroscopic properties in a series of dyes with extended red sensitivity are described.]
- Nazeeruddin, M. K.; Pechy, P.; Graetzel, M. *Chem. Comm.* 1997, 1705. [A new highly efficient panchromatic sensitizer is described.]
- Nocera, D. G.; Heyduck, A. F. *Science* 2001, 293, 1639. [Paper describing the properties and mechanism of action of new Rh based catalysts applied to hydrogen evolution.]
- Nozik, A. J.; Memming, R. J. *J.Phys.Chem.* 1996, 100, 13061. [The principles of photoassisted electrolysis are reviewed.]
- Nozik, A. J. *Appl.Phys.Lett.* 1976, 29, 150. [Water photoelectrolysis using p-n type photoelectrochemical cells.]
- Nusbaumer, H.; Moser, J. E.; Zakeeruddin, S. H.; Nazeeruddin, M. K.; Graetzel, M. *J.Phys.Chem.B* 2001, 105, 10641. [The study of a new Co(II) electrolyte for photoelectrochemical cells is reported.]
- Olson, J. M.; Kurtz, S. R.; Kibbler, A. E.; Faine, P. *Appl.Phys.Lett.* 1990, 56, 623. [Paper concerning construction and properties of highly efficient multijunction solar cells.]
- O'Regan, B.; Graetzel, M. *Nature* 1991, 335, 737. [The development and characterization of highly efficient photoelectrochemical cells is reported.]
- Rensmo, H.; Sodergren, S.; Patthey, L.; Westermak, L.; Vayssieres, L.; Köhler, O.; Bruhwiler, P. A.; Hagfeldt, A.; Siegbahn, H. *Chem. Phys.Lett.* 1997, 274, 51. [Quantum chemical calculation of MO energies and spectroscopic transitions in the Ru(H<sub>2</sub>DCB)<sub>2</sub>NCS<sub>2</sub> dye.]
- Ryu, C. K.; Wang, R.; Schmehl, R. H.; Ferrere, S.; Ludwikow, M.; Merkert, J. W.; Headford, C. E. L.; Elliott, C. M. *J.Am.Chem.Soc.* 1992, 114, 430-438. [The kinetic and thermodynamic aspects of charge separation in a family of Ru(II) based triads are discussed.]
- Sapp, S. A.; Elliott, C. M.; Contado, C.; Caramori, S.; Bignozzi, C. A. *J.Am.Chem.Soc.* 2002, 124, 11215. [The electrochemical and photoelectrochemical properties of a series of Co(II) electron mediators are described.]
- Sartoretti, C. J.; Ulmann, M.; Augustynski, J. "Photoproduction of Hydrogen in Non Oxygen-Evolving Systems," Annex 10, International Energy Agency Hydrogen Programme.
- Tan, M. X.; Laibnis, P. E.; Nguyen, S. T.; Kesselman, J. M.; Stanton, C. E.; Lewis, N. S. In *Progress in Inorganic Chemistry*; John Wiley & Sons: New York, 1994; Vol. 41, pp 21-144. [Properties of semiconductor electrodes and their applications to photochemical processes.]
- Turro, N. J. *Modern Molecular Photochemistry*; Benjamin: Menlo Park, California, 1978. [Undergraduate level textbook covering the general principles of photochemistry.]
- Wang, P.; Klein, C.; Humphry-Baker, R.; Zakeeruddin, S. H.; Graetzel, M. *J.Am.Chem.Soc.* 2005, 127, 808. [A new dye with improved light harvesting efficiency is described.]
- Wenger, B.; Graetzel, M.; Moser, J.-E. *J.Am.Chem.Soc.* 2005, 127, 12150. [The ultrafast charge injection kinetics by photoexcited dyes are studied.]
- Williams, G. J. A.; Arm, K. J. *Chem.Comm.* 2005, 230-232. [Research article describing the preparation of metal-organic antennae.]
- Wrighton, M. S.; Ellis, A. B.; Wolczanski, P. T.; Morse, D. L.; Abrahamson, H. B.; Ginley, D. S. *J.Am.Chem.Soc.* 1976, 98, 2774. [Investigation of photoassisted electrolysis using SrTiO<sub>3</sub> electrodes.]
- Zakeeruddin, S. M.; Nazeeruddin, M. K.; Pechy, P.; Rotzinger, F.; Humphry-Baker, R.; Kalyanasundaram, K.; Graetzel, M.; Shklover, V.; Haibach, T. *Inorg.Chem.* 1997, 36, 5937. [The properties of a new dye based on phosphonic anchoring groups are investigated.]
- Zuber, H. *Trends Biochem.Sci.* 1986, 11, 414. [The mechanisms of natural photosynthesis are described.]

## Biographical Sketches

**Roberto Argazzi** was born in 1964 in Portomaggiore (Ferrara) and received his degree in Chemistry in 1990 and his PhD in Chemistry in 1995 at the University of Ferrara. Starting from his thesis work he has performed researches in the field of Supramolecular Photochemistry, focusing on photoinduced energy and electron transfer in polynuclear metal complexes. His research interests range from the design of photochemical molecular devices to photoelectrochromic systems, photoelectrochemical solar energy conversion and photoelectrochemical hydrogen production. He has published about 50 papers on international journals and is currently researcher from the National Research Council (C.N.R.).

**Stefano Caramori** was born in Copparo (Ferrara) in 1977 and received his Ph.D. in Chemistry in 2005 at the University of Ferrara. Since he was an undergraduate student he has been working with Professor Bignozzi in the field of Inorganic Chemistry mainly developing new sensitizers and electron transfer mediators for regenerative photoelectrochemical cells. His research interests range from the design of coordination compounds to the electrochemical and spectroscopical investigations of solar cells. He is currently post-doctoral fellow at the University of Ferrara. He is author of 10 papers on international journals and of 5 patents.

**Carlo Alberto Bignozzi** is full professor of Inorganic Chemistry at the University of Ferrara since 2000 and Chairman of the Department of Chemistry. He was Associate Professor of Inorganic Chemistry (1985-2000) and Assistant Professor (1977-1984). He has been member of the International Organizing Committee of the Solar Energy Conference (1995-2000). He has been visiting scientist and visiting professor in several European, Japanese, South and North American Universities.

Professor Bignozzi's research is concerned with experimental investigations in photoinduced energy and electron transfer processes in inorganic coordination compounds, in extended solids and in functional nanomaterials. The overall goal of the research is to develop a molecular level understanding of chemical reactivity and excited state reactivity in homogeneous and heterogeneous environments important to material science and photochemistry. Practical applications of this research include solar energy conversion, chemical sensing, photocatalysis, design of nanomaterials for environmental decontamination, photochromic and electrochromic devices. He is the author of over 140 papers and review articles on international journals and of 10 patents.