

## ELECTRICAL NETWORK CONTROL

**Handschin, E.**

*Chair of Electric Energy Systems, University of Dortmund, D-44221 Dortmund, Germany*

**Keywords:** Transmission networks, distribution networks, operation, control, preventive and corrective actions, optimization, transmission management

### Contents

1. Introduction
2. Power system engineering
3. Evolution of electrical network control technology
4. System engineering aspects
  - 4.1. Classification
  - 4.2. Time decomposition
  - 4.3. Mode decomposition
  - 4.4. Operation state decomposition
  - 4.5. Network management
  - 4.6. Control decomposition
  - 4.7. User oriented decomposition
  - 4.8. Analysis decomposition
  - 4.9. Control flow decomposition
5. Typical control center functions
  - 5.1. Network monitoring and security
  - 5.2. Network economy
  - 5.3. Network control
  - 5.4. Restorative control
  - 5.5. Specific control tasks in transmission network
  - 5.6. Specific control tasks in distribution networks
- Glossary
- Bibliography
- Biographical Sketch

### Summary

Transmission and distribution of electrical energy requires powerful networks independent of the deregulation of the electricity industry. Hence, network operation as a natural monopolistic task requires efficient and reliable operation and control tools. The network security has a static and dynamic aspect. In the static security assessment, preventive and/or corrective control actions must be carried out in order to keep the network state in a secure operating state. In dynamic security assessments, the network control is concerned with optimal power-frequency and voltage control. These two basic control problems differ in many respects. However their successful implementation in a modern SCADA/EMS is a mandatory prerequisite for optimal energy transfer through transmission and distribution networks.

## 1. Introduction

The high technical standard of electric energy transmission and distribution networks has a double basis:

- Advanced technology of the components (e.g., circuit breakers, transformers, power lines, cables etc.) comprising all parts of the electrical network (primary technique)
- Implementation of high level information processing and control methods to ensure efficient economic and secure network operation and control (secondary technique).

The optimal combination and coordination between these two fields is a major engineering challenge for the implementation and operation of modern electrical network control.

Figure 1 shows schematically the structure of transmission and distribution systems concerning the different voltage levels.

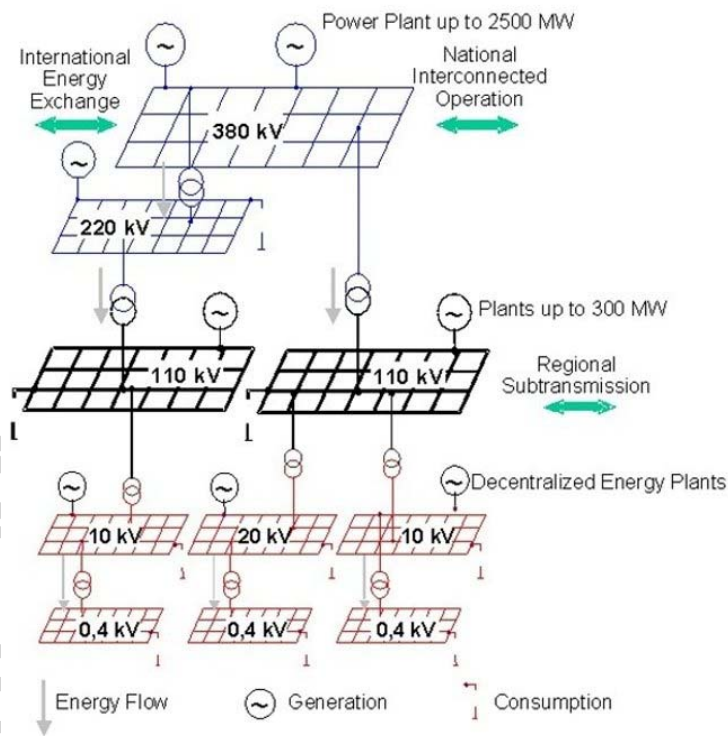


Figure 1. Structure of an electrical network

The electrical energy high voltage transmission system comprises the voltage levels from 220 kV upwards. The main functions include:

- Connection of large power generation plants
- Supply of very large customers with high short-circuit power requirement
- Energy transmission between interconnected partners on a national and/or

international level.

The subtransmission systems are operated between 110 kV and 160 kV. They are used for bulk power distribution. Medium sized power plants and large customers are connected to this voltage level.

The distribution systems include the voltage levels between 10 kV and 60 kV. In view of their large size the need of standardisation of its equipment is very high. Medium sized customers are connected to this voltage level. Furthermore they supply the low voltage distribution networks operated with up to 0.4 kV.

The mathematical model of electric power network may be described by the load-flow equations. They are based on the concept of nodes and branches, which may be modelled by the nodal admittance matrix  $\underline{Y}_k$ . The relation between nodal currents  $\underline{I}_k$  and voltages  $\underline{V}_k$  are given by

$$\underline{I}_k = \underline{Y}_k \underline{V}_k \quad (1)$$

Since the current vector  $\underline{I}_k$  is not given, it has to be replaced by the nodal power defined as

$$\bar{S}_i = \bar{S}_{Gi} - \bar{S}_{Li} \quad (2)$$

$\bar{S}_{Gi}$  denotes the complex generated power and  $\bar{S}_{Li}$  the consumed complex powering node  $i$ . Through the relation

$$\bar{S}_i = \bar{V}_i \cdot \bar{I}_i^y \quad (3)$$

it becomes possible to replace the nodal current by  $\bar{S}_i$ ., Hence the complex network equations may be written as

$$\bar{S}_i = \bar{V}_i \sum_{j=1}^n \bar{y}_{ij}^* \bar{V}_j^* \quad (4)$$

when  $\bar{y}_{ij}$  denotes the elements of  $\underline{Y}_k$  and  $n$  is the total number of network modes. Powerful algorithms are available for the solution of these complex nonlinear network equations with respect to the node voltages  $\bar{V}_i$ . They are termed state variables because their numerical values completely determine the operating state of the electric network.

The liberalization and restructuring of the electrical industry led to the unbundling between generation, transmission/distribution and energy trade. The result of this development is a large number of grid companies. Within the liberalized energy systems they are characterized by a natural monopolistic structure. The incomes of a grid company are obtained from the corresponding transmission/distribution costs and the ancillary services. It is obvious that the restructuring measures have a great impact on

the effective and minimal cost operation and control of electrical networks.

Compared to conventional power system engineering, advanced digital information processing and control systems are relatively young engineering disciplines. However, modern power systems need to be operated with a well-developed information technology; but even the most advanced information technology cannot improve the operation of a poorly planned and/or implemented power system.

The hierarchical structure of an electrical network control system is shown in Figure 2. It consists of the decentralized tasks of power plant control as far as ancillary services are concerned, substation control and load control, on one side, and the centralized power system control on the other. In both levels the main classes of

- Information processing
- Monitoring, protection, command and control

are evident. Without digital data transmission and processing systems, the realization of these control systems is inconceivable.

A simplified structure of a modern energy management system (EMS) is shown in Figure 3. The power system measurements are transmitted via a digital information system to the central control office.

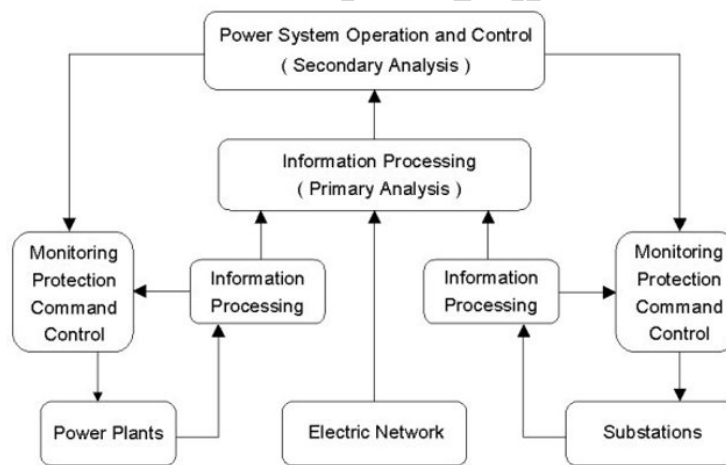


Figure 2. Hierarchical structure of electrical network control

The primary analysis serves the monitoring of the network and covers the following tasks:

- Programs for message switching
- Control of the information display systems
- Recording of status and events
- Information processing for telecommand and control.

These functions are summarised as supervisory control and data acquisition (SCADA).

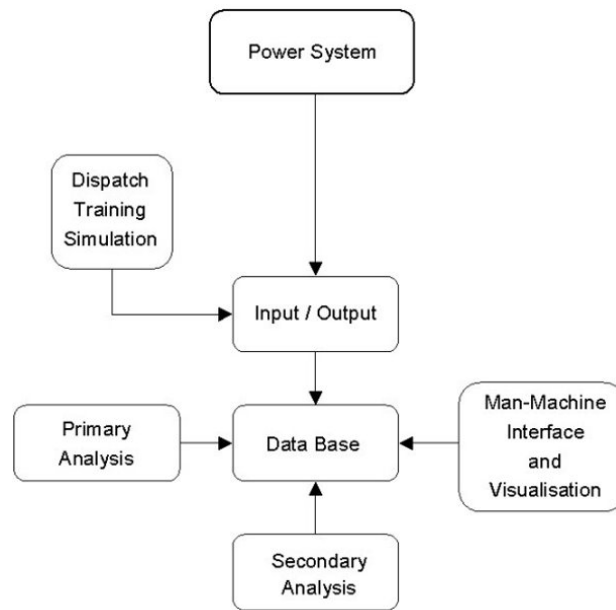


Figure 3. Energy management system with the primary analysis for monitoring, and the secondary analysis for system operation and control

The advanced decision support and optimization tools in the secondary analysis are used for network operation and control. They include:

- State estimation and topology monitoring
- Optimal power flow
- Static and dynamic network security analysis
- Load prediction
- Transmission management

## 2. Power system engineering

Power system engineering deals both with individual components such as substations, power lines, transformers, protection systems etc. and with operational and control aspects of the entire system related to:

- Economy and operation
- Security of supply
- Quality with respect to frequency and voltage level
- Environmental compatibility.

Based on system engineering concepts the operational states of an electrical network may be classified according to the classes shown in Table 1 and illustrated in Figure 4.

State	Energy equilibrium	Technical and economical constraints	(n-1) Principle
Normal	satisfied	satisfied	satisfied

Alert	satisfied	satisfied	not satisfied
Disturbed	satisfied	not satisfied	not satisfied
Network splitting	not satisfied	not satisfied	not satisfied
Restoration	not satisfied	satisfied	not satisfied

Table 1. Operational states of an electrical network

The (n-1) principle implies that the loss of one arbitrary power systems component does not lead to a power supply disruption.

After the transition from the normal to the alert state, preventive actions by the control engineer are needed to avoid power supply disruption as the result of a possible following fault in the power system. If the power system is disturbed, corrective actions must be taken because important technical and/or economical constraints may be violated.

The basic features of a modern EMS may be described as follows:

- Monitoring the system state by means of analogue and digital information
- Interaction with the electrical network in a preventive or corrective manner
- Regulation of frequency and voltage
- Reliable and complete system information despite wrong or missing data
- Evaluation of operational risks for the present or future state
- Actions to improve power system security and stability
- Economic operation e.g., with minimal losses.

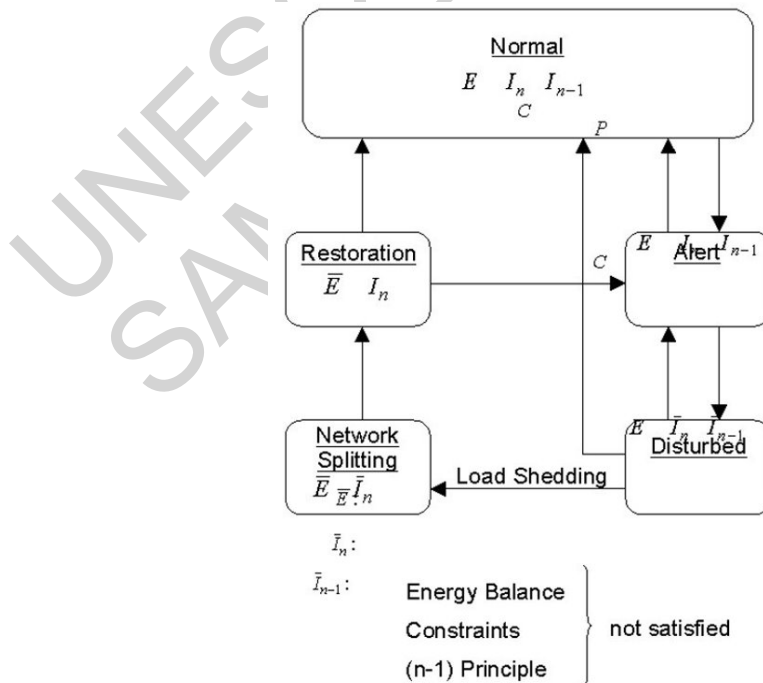


Figure 4. Classification of the operational states of an electrical network

for EMS arises from many factors affecting electrical network operation:

- Future development of electric energy demand in industrial and developing countries
- Availability of primary energy resources for power generation
- Rapidly changing economical and political constraints
- Functioning of the power system within operational limits because of limited availability of generation and/or transmission capacity due to restrictions in the necessary system expansion
- Strong impact of new technology based on microelectronics for a more reliable and economical operation as well as rational use of electricity
- Increased use of information technology to handle the complex decision-making process of modern network control.

### **3. Evolution of electrical network control technology**

The most important significant events in the evolution of electrical network control technology are represented in Figure 5. Until about 1940 the dispatchers of the electrical network were located either in a power station or a large substation. The advent of electric network control technology evolved through local monitoring and control, the use of a static mimic board and the telephone for commands to the field operators. The evolution of data acquisition and remote control starts with analogue techniques. Automatic generation, interchange and frequency control also used the analogue technique. During the period 1950 – 1970, digital computers were extensively used for off-line power system planning studies. The New York blackout (1965) forced the power utilities to reconsider on-line reliability problems, the most important consequence being the accelerated introduction of SCADA/EMS. Following the introduction of process computers in power plants, process computers and the graphical displays were also implemented in network power dispatch control centers.

The period after 1970 was very fruitful in the development of state estimation and optimal power flow theory. The second great blackout in the USA in 1977 reinforced the importance of network security assessment. Other blackouts and incidents in Europe highlighted such aspects as dispatcher training simulators, corrective actions in emergency situations or the importance of voltage stability. The Three Mile Island incident emphasised the importance of human engineering in displaying the information to the operator. Since the eighties SCADA/EMS are also penetrating the medium-voltage networks. However, the tasks of distribution automatization are different from the specific functions of the SCADA/EMS in high-voltage power transmission systems. There is a growing awareness of the need to unify dispatch of supply and demand (economic dispatch and load management). The unbundling of electric utilities supported the formation of new grid companies. Since they have tight financial constraints the network control implies optimal use of the transmission/distribution capacity. Since the network may be heavily loaded the problem of voltage stability becomes an important issue. The grid companies must solve the transmission/distribution tasks in an indiscriminatory manner and with transparent fees. New tasks such as congestion and transmission management must be integrated in new EMS.

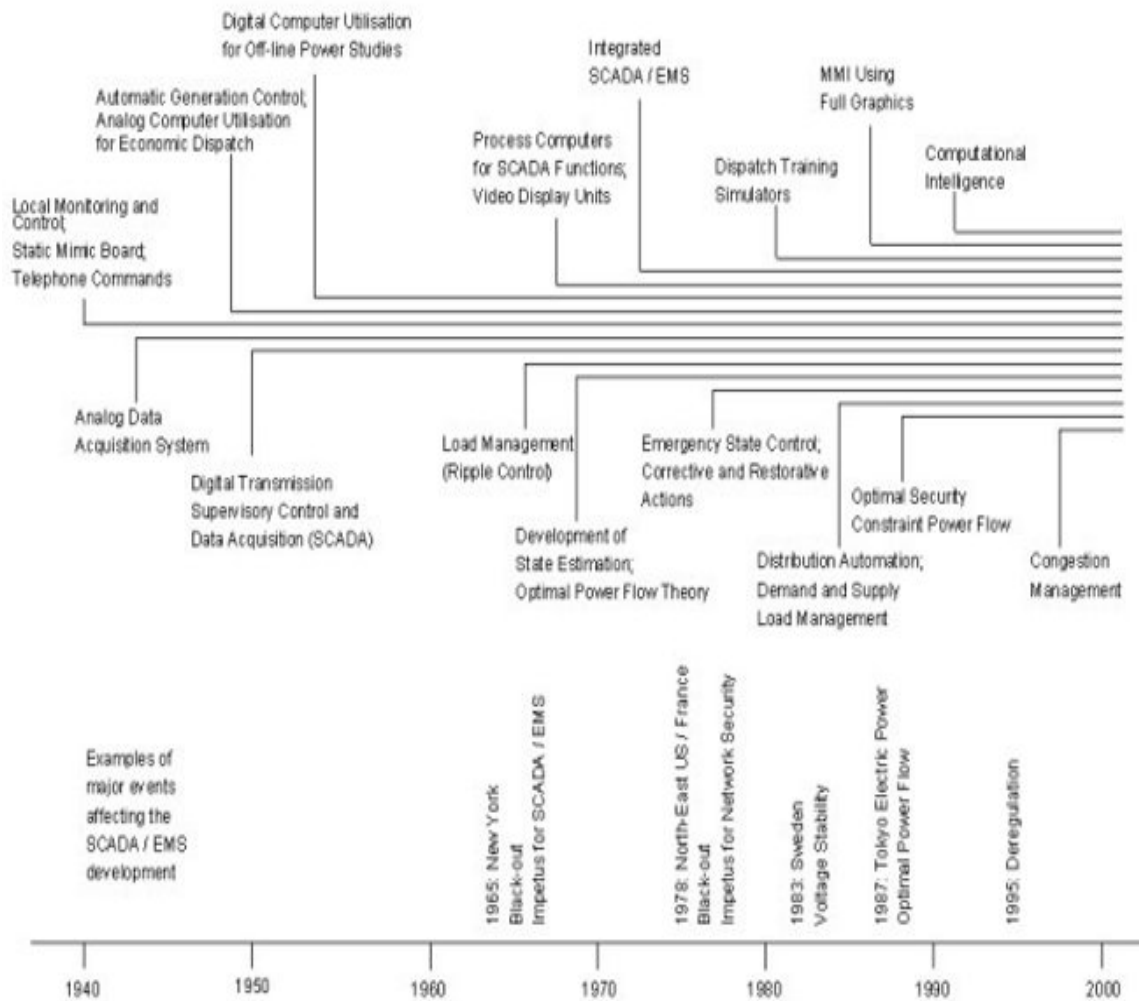


Figure 5. Significant events in the evolution of electric network control technology

The necessity to operate the power system closer to technical and economic limits accelerated the implementation of optimal power flow considering security constraints in EMS. The different objective functions for the optimization include:

- Real power losses
- Equal voltage profile
- Pre-specified short-circuit capacity.

Powerful computer hardware permits the realization of complex optimization procedures in real-time. However, efficient handling of sophisticated EMS still requires highly skilled and trained operators.

The use of knowledge-based systems into SCADA/EMS constitutes a further development in network control technology. It offers a new form of implementing algorithmic procedures together with heuristic methods. Knowledge-based information processing supports the complex decision-making process of the network operator.



-  
-  
-

TO ACCESS ALL THE **24 PAGES** OF THIS CHAPTER,  
[Click here](#)

### Bibliography

Ajjarapu V., and Lee B. (1998) Bibliography on Voltage Stability. *IEEE Trans. on Power Systems* **13** (1), 115. [A comprehensive list of books, reports, workshops and technical papers related to voltage stability and security].

Anderson P.M., and Fouad A.A. (1977) *Power System Control and Stability*. The Iowa State University Press, Ames, Iowa, USA. [Classic textbook on power system stability and control problems; provides all the necessary models for short-term and medium term stability aspects. Load-frequency control and voltage control].

Bettiol A.L., Wehenkel L., and Pavella M. (1999) Transient Stability-Constraint Maximum Allowable Transfer. *IEEE Trans. on Power Systems* **14** (2), 654. [Preventive method for real-time control of maximal power transfer between interconnected systems].

Brint A.T., Hodgkins W.R., Rigler D.M., and Smith S.A. (1998) Evaluating Strategies for Reliable Distribution. *IEEE Computer Applications in Power* **11**, 43-47. [Improving the performance of distribution systems to meet required targets is a matter of selecting the most cost-effective technologies and operating practices].

Cegrell T. (1986) *Power System Control Technology*. Prentice-Hall International (UK) Ltd. [Operational aspects including different investment factors affecting the introduction of modern energy control systems. System performance and reliability aspects are presented in relation to SCADA and EMS].

Christensen G.S., El-Hawary M.E., and Soliman S.A. (1987) *Optimal Control Applications in Electric Power Systems*. Plenum Press, New York and London. [This textbook reviews the role of optimisation and computational mathematics for power system operation and control. Hydro-thermal economic scheduling, optimal strategies].

Christie R.D., and Wollenberg B.F. (2000) Transmission Management in the Deregulated Environment. *Proc. of the IEEE* **88** (2), 170-195. [Three very different methods of accomplishing the same task – managing the operation of the transmission system in the deregulated power system operating environment – have been implemented as deregulated market structures have been created around the world].

Conejo A., and Aguilar M.J. (1998) Secondary Voltage Control: Nonlinear Selection of Pilot Buses, Design of an Optimal Control Law, and Simulation Results. *IEE Proc. Generation Transmission Distribution* **145** (1), 77. [An optimal control law that keeps pilot bus voltage magnitude values at their reference values while achieving uniform reactive power generator loading].

De Tuglie E., La Scala M., and Scarpellini P. (1999) Real-Time Preventive Actions for the Enhancement of Voltage-Degraded Trajectories. *IEEE Trans. on Power Systems* **14** (2), 561. [Preventive actions to improve the dynamic security of electrical networks require rescheduling of the generation pattern].

Debs A.S. (1988) *Modern Power Systems Control and Operation*. Kluwer Academic Publishers Boston/Dordrecht/London. [Textbook].

Dilger R., and Nelles D. (1997) Improvement of Network Damping and Transient Stability by Active and Reactive Power Control. *IEE Proc. Generation Transmission Distribution*. **144** (2), 125. [Control strategies based on load measurements are derived using the direct Ljapunor method and the relation between observability, controllability and effectiveness of active and reactive power control].

Fang R.S., and David A.K. (1999) Transmission Congestion Management in an Electricity Market. *IEEE Trans. on Power Systems* **14** (3), 877. [Transmission congestion management in an unbundled electrical network requires prioritization of electricity transactions and related curtailment strategies].

Freitas F.D., and Simões Costa A. (1999) Computationally Efficient Optimal Control Methods Applied to Power Systems. *IEEE Trans. on Power Systems* **14** (3), 1036. [The efficient application of optimal control methods to large power systems requires the use of matrix sparsity techniques].

Ghoshal K. (1997) Distribution Automation: SCADA Integration is Key. *IEEE Computer Applications in Power* 31. [Primary objective of distribution automation is to implement SCADA and EMS operations for power quality monitoring and restoration control].

Hong Y.-Y., and Yang Y.-L. (1999) Expert System for Enhancing Voltage Security/Stability in Power Systems. *IEE Proc. Generation Transmission Distribution* **146** (4), 349. [The expert system serves to improve the voltage profile when contingencies are less severe and to adopt appropriate control actions to prevent the system from collapsing when severe contingencies occur].

Kundur P. (1994) *Power System Stability and Control*, McGraw-Hill, New York. [The book is concerned with understanding, modelling, analysing and mitigating power system stability and control problems. Special control aids are presented to enhance the system security, facilitate economic design and provide greater flexibility of system operation].

Kundur P., and Morison G.K. (1998) Power System Control: Requirements and Trends in the New Utility Environment. *Proc. of Bulk Power System Dynamics and Control IV*, 257, Santorini, Greece. [The impact of electric utility industry deregulation on conventional control strategies is discussed, in order to provide insights into future trends including real-time system monitoring, artificial intelligence, and advanced analysis methods].

Lo K.L., and Lin Y.J. (1999) Strategy for the Control of Multiple Series Compensators in the Enhancement of Interconnected Power System Stability. *IEE Proc. Generation Transmission Distribution* **146** (2), 149. [A multiple controlled series compensator control strategy enhances power system stability].

McCalley J.D., Asgarpoor S., Gedra T., Halpin M., Saini N.K., Schrameyer M.H. (1997) Second Bibliography on Transmission Access Issues. *IEEE Trans. on Power Systems* **12** (4), 1654. [A comprehensive list of books, reports, workshops, technical papers and websites related to transmission network access issues].

Popovic D.H., Hill D.J., and Wu Q. (1998) Coordinated Static and Dynamic Voltage Control in Large Power Systems. *Proc. of Bulk Power System Dynamics and Control IV – Restructuring*, p. 391, August 24-28, 1998, Santorini, Greece [A framework for hybrid dynamical control based on coordination of control with different response times and dynamic characteristics is presented].

Roldan M.C., Alonso-Betanzos A., and Arias Rodriguez J.E. (1997) Developing an Electrical Distribution Monitoring System. *IEEE Computer Applications in Power* **10**, 36-41. [Distribution automation is based on appropriate control architecture, communication networks and symbolic representation of electrical networks].

Samarasinghe V.G.D.C., and Pahalawaththa N.C. (1997) Damping of Multimodal Oscillations in Power Systems using Variable Structure Control Techniques. *IEE Proc. Generation Transmission Distribution* **144** (3), 323. [Variable structure controllers perform better than conventional power system stabilizers. They can effectively cooperate with them in order to damp multimodal oscillations].

Skantze P.L., and Ilic M.D. (2001) *Valuation, Hedging and Speculation in Competitive Electricity Markets*. Kluwer Academic Press. [Risk managing in liberalized power system operation is presented from an economic and technical point of view. New instruments are introduced to make the deregulated electricity market efficient and economic].

Taylor C.W. (1994) *Power System Voltage Stability*, McGraw-Hill, New York. [The problem of voltage stability and control are deeply discussed and adequate solutions presented. Mathematical analysis and measures to improve the voltage stability].

Van Cutsem T., Moisse C., and Mailhot R. (1999) Determination of Secure Operating Limits with Respect to Voltage Collapse. *IEEE Trans. on Power Systems* **14** (1), 327. [Pre-contingency and post-contingency control actions are determined to guarantee long-term voltage stability limits].

Wan H.B., and Ekwue A.O. (1999) *Integrated Approach to Voltage Collapse Margin Calculation*, 13<sup>th</sup> Power System Computation Conference in Trondheim, p. 987. [The voltage collapse margin calculation network takes into account voltage collapse due to Var limit and due to saddle point bifurcation].

Wang X., Ejebe G.C., Tong J., and Waight J.G. (1998) Preventive/Corrective Control for Voltage Stability Using Direct Interior Point Methods. *IEEE Trans. on Power Systems* **13** (3), 878. [Preventive and corrective control actions to maintain voltage stability under widely changing operating conditions].

Wehenkel L. (1999) *Emergency Control and its Strategies*, 13<sup>th</sup> Power System Computation Conference in Trondheim, p. 35. [Different possible strategies are discussed for the design of emergency control schemes].

### **Biographical Sketch**

**Edmund Handschin** received his diploma in Electrical Engineering in 1965 from the Swiss Federal Institute of Technology, Zürich, Switzerland, and his Ph.D. in 1968 from the Imperial College London, United Kingdom. From 1969 until 1974, he was a staff member of the Brown Boveri Research Centre in Baden, Switzerland. Since 1974, he has been Professor and Head of the Institute of Electric Energy Systems at the University of Dortmund, Germany. In 1994, he founded the EUS GmbH, Gelsenkirchen, an engineering company active in the field of decentralized generation and distribution.