

INORGANIC AND METAL-ORGANIC SYNTHESIS

Fausto Calderazzo

University of Pisa, Italy

Keywords: chemical bonding, descriptive inorganic chemistry, halogen-containing ligands, ligand exchange, metal hydrides, metals, nitrogen-containing ligands, neoclassical hydrides, nontransition elements, organometallic compounds, oxygen-containing ligands, periodic properties, phosphorus-containing ligands, sulfur-containing ligands, transition elements

Contents

1. Introduction
 2. General Properties
 - 2.1. Bonding
 - 2.2. Ligand-Exchange Reactions
 3. Descriptive Chemistry
 - 3.1. Hydrogen as Donor Atom
 - 3.1.1. Classical Hydrides
 - 3.1.2. Nonclassical Hydrides
 - 3.2. Carbon as Donor Atom
 - 3.3. Nitrogen as Donor Atom
 - 3.4. Phosphorus as Donor Atom
 - 3.5. Oxygen as Donor Atom
 - 3.6. Sulfur as Donor Atom
 - 3.7. Halogen as Donor Atom
- Acknowledgments
Glossary
Bibliography
Biographical Sketch

Summary

The fundamental properties of the elements in their physical state of monoatomic gases, namely, their electronic configuration, ionization energy, and electron affinity, are considered first. In their combinations with other elements of the Periodic Table, metals may form compounds that fall within the classification of inorganic systems. A specific area of inorganic chemistry deals with organometallic compounds (i.e., those containing at least one metal–carbon bond in their composition). Bonds within inorganic compounds can be, to a first approximation, classified into two main categories: ionic and coordinative. The former type of bond is normally representative of elements from opposite areas of the Periodic Table that combine with each other, the energy expenditure for ionization being compensated by the electrostatic lattice energy. Metals combine with ligands in the so-called coordinative bond, thus spanning coordination numbers from four (tetrahedral and square planar) to six (octahedral) and higher for lanthanide elements. Stable compounds are formed when the molecular orbitals of lower energy are filled, low-oxidation state systems leading, usually, to spin-paired

complexes. Starting from some fundamental properties of metals, in particular from the enthalpy of formation of gaseous atoms in their standard state – $\Delta H^0_{(g)}$, kJ mol^{-1} , which measure the cohesive strength in the condensed phase – considerations about the strength of metal–ligand bonds are presented, depending on the position of the element in the Periodic Table. Some kinetic data concerning ligand substitution in, presumably, unimolecular processes, are presented as a function of the position of the central metal atom in the Periodic Table. The descriptive chemistry of some representative elements – hydrogen, carbon, nitrogen, phosphorus, oxygen, sulfur, and halogens – is presented, taking into account the fact that examples are selected using the criterion that systems are arranged according to the metal-coordinated atom.

1. Introduction

About 70% of the 92 chemically relevant elements of the Periodic Table have metallic properties in the bulk (i.e., high electrical and thermal conductivities, high reflectivity, mechanical strength, or ductility) (see *Chemical Matter: Elements and their Classification through the Periodic System*). Metals can combine with other metallic elements forming alloys or with nonmetallic elements forming numerous classes of compounds. Inorganic chemistry deals with the properties of metals in the bulk, and with the synthesis and properties of the compounds formed by metals with nonmetallic elements. This article will be restricted to this class of compounds, and within this class particular stress will be given to compounds of low nuclearity. The coordinating properties of the central metal atom are more easily visualized in compounds of low nuclearity.

(Throughout this chapter, the classification of chemical elements in Groups from 1 to 18 inclusive will be adopted [Fluck, E.; Leigh, G. J.]. Each element, independent of its name and symbol, can be identified by two numbers specifying Period and Group in that order. For example, carbon, represented by symbol C, could be defined as the element 2-14; gallium (Ga) is element 4-13; and hafnium (Hf) is element 6-4.)

Figure 1 displays the chemical elements, including those belonging to the *d* and *f* transition series. Within the 5*f* series, the transuranic elements have been omitted.

PERIODIC TABLE OF THE CHEMICAL ELEMENTS

	1	2	3	4	5	6	7	8	9	10	11	12	13	14	15	16	17	18
	H																	He
	Li	Be											B	C	N	O	F	Ne
	Na	Mg											Al	Si	P	S	Cl	Ar
	K	Ca	Sc	Ti	V	Cr	Mn	Fe	Co	Ni	Cu	Zn	Ga	Ge	As	Se	Br	Kr
	Rb	Sr	Y	Zr	Nb	Mo	Tc	Co	Rh	Pd	Ag	Cd	In	Sn	Sb	Te	I	Xe
	Cs	Ba	La	Hf	Ta	W	Re	Ni	Ir	Pt	Au	Hg	Tl	Pb	Bi	Po	At	Rn
	Fr	Ra	Ac															
			Ce	Pr	Nd	Pm	Sm	Eu	Gd	Tb	Dy	Ho	Er	Tm	Yb	Lu		
			Th	U														

Figure 1. The Periodic Table of the chemical elements, each identified by a symbol and numerically disposed according to Groups (from 1 to 18) and Periods (from 1 to 7).

The elements of the so-called Main Groups possess $ns - np$ valence orbitals. The intermediate area defines the transition d metals, which have $(n-1)d - ns - np$ valence orbitals. Carbon (i.e., element 2-14) occupies a special position for reasons that will soon appear clear. Chemical elements are arranged in a numerical sequence that is of universal validity. In all parts of the Universe under the conditions of temperature and pressure available in our laboratories or in our environment, only the chemical elements of the Periodic Table can exist. This comes from their physical nature, the atomic number Z being defined by the elementary positive (protons) and negative (electrons) particles of each atomic system.

Chemical elements in their physical state of monoatomic gases have characteristic properties, namely, the electronic configuration, the ionization energy, and the electron affinity. These quantities are defined in the Glossary.

By considering the properties according to Groups, elements with an $ns - np$ valence electron configuration have a constant distribution of the electrons independent of the Period n . For example, both boron (Period 2) and aluminum (Period 3) of Group 13 have the electronic configuration $ns^2 - np^1$; nitrogen and bismuth, respectively, in Periods 2 and 6 of Group 15, have the electronic configurations $ns^2 - np^2$. On the other hand, within the transition d elements, the electronic distribution may vary within the same Group. For example, the electronic distribution of the 10 valence electrons for the elements of Group 10 is Ni: $3d^8, 4s^2$ - Pd: $4d^{10}$ - Pt: $5d^9, 6s^1$. The electronic configuration of each atom derives from the relative energy of the orbitals and from the pairing energy, which depends on the atomic number Z . Thus, in the case of palladium, the $4d$ orbital is sufficiently low in energy to allow all the valence electrons to be paired up.

It is important to notice that carbon occupies a special position within the Periodic Table, see Figure 1; it is an element of Period 2 and has as many electrons –four (i.e., $2s^2 - 2p^2$) – as valence orbitals. Moreover, the orbitals of the valence shell 3 (i.e., of Period 3) are far away in energy and thus unable to take any consistent part in chemical bonding. Thus, carbon is frequently tetracoordinated in the tetrahedral geometry (sp^3 hybridization), although planar (sp^2 hybridization) or linear geometries (sp hybridization) are also possible. Catenation (i.e., the formation of element–element single bonds in sequence) is particularly favorable for carbon, the C–C bond enthalpy being estimated to be 356 kJ mol^{-1} . Carbon can assume a coordination number higher than four, e.g., in some dinuclear aluminum-alkyls, i.e., $R_2Al(\mu-R)_2AlR_2$: the dinuclear molecule contains two bridging alkyl groups, $\mu-R$, each containing pentacoordinated carbon, the nearest neighbors of carbon being represented by the two aluminum atoms, in addition to the covalent bonds within the R group. In some inorganic metal-containing clusters, a carbon atom may be encapsulated by a number of metal atoms higher than four.

Compounds containing one or more metal atoms are considered to be inorganic. Within this category, compounds with at least one metal–carbon bond are classified as organometallic. By contrast, compounds containing at least one carbon atom and no metals are classified in the area of organic chemistry.

Metals of Groups 1 and 2 form essentially ionic compounds with elements on the opposite side of the Periodic Table – especially with elements belonging to Groups 16 and 17, in Periods 2 and 3. Important within this category are halides or oxides of metals in relatively low oxidation states, +I for alkali metals or +II for earth-alkali metals. In these systems the components are held together by essentially electrostatic forces (e.g., NaCl forms a ionic crystal containing both Na^+ and Cl^-). From a didactic viewpoint, sodium chloride can be considered to derive from the direct combination of the elements. The reaction is thermodynamically favored, the experimental ΔH_f^0 corresponding to -411 kJ mol^{-1} . The enthalpy-based Born–Haber cycle of Figure 2 describes the transformation from the chemical element M (an alkali metal) and a halogen in the appropriate stoichiometric ratio, to give the ionic metal halide, reagents and products being in their standard states (see *Molecular Energetics: Valence Bond and Molecular Orbital Methods* and *Density Functional Theory of Atoms and Molecules*).

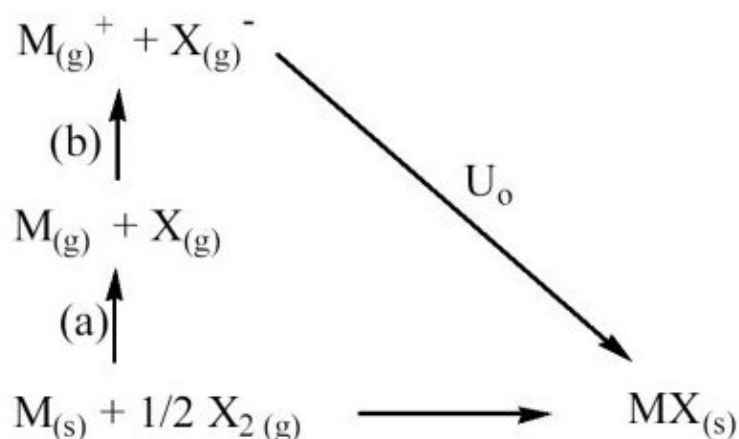


Figure 2. The Born–Haber cycle for the formation of a uni-univalent ionic compound; specifically, a halide of a Group 1 metal. Step (a) contains the atomization enthalpy of the metal and half the dissociation enthalpy of the halogen. Step (b) contains the ionization energy of the metal and the electron affinity of the halogen.

Most important in the definition of the thermodynamic parameters of Figure 2 is U_0 , currently named lattice energy, whose formula is given by Eq. (1), the corresponding quantities being:

- e = unitary charge;
- N = Avogadro number, 6.02×10^{23} ;
- A = Madelung constant, a numerical factor (e.g., 1.75 for NaCl) that takes care of both attractive and repulsive electrostatic interactions within the ions constituting the crystal;
- $|Z_i|$ and $|Z_j|$ absolute values of the cationic and anionic charges;
- r_0 = interionic equilibrium distance (i.e., the sum of the radii of both cation and anion);
- n = Born exponent.

The last item is a numerical factor, i. e. 5 (He), 7 (Ne), 9 (Ar), 10 (Kr), 12 (Xe) – that depends on the electronic configurations of both cation and anion (e.g., for $\text{NaF}_{(s)}$ containing the isoelectronic Na^{+} and F^{-} ions, both possessing the electronic configuration of Ne, the numerical factor is 7).

$$U_0 = -e^2 NA |Z_i| |Z_j| (1 - 1/n) / r_0 \quad (1)$$

The treatment of the ionic bond is relatively simple, and usually the model based on electrostatic interactions gives satisfactory agreement between calculated and estimated – by difference from the other quantities – U_0 's, no direct experimental determination of lattice energy being intrinsically possible.

On the contrary, for compounds characterized by a predominant covalent bond the theoretical treatment is more sophisticated and the reader is referred to specialized compendia for further information. Here, only the qualitative results obtained with some of the available methods will be discussed.

For elements belonging to Groups higher than 1 and 2, the covalent character becomes important and, within the same metal, as the oxidation state increases (e.g., positive oxidation states are known for manganese ranging from +VII to +II); a ionic description of the bond is considered to be more appropriate for MnCl_2 than for MnO_4^- , the ligand being, respectively, $\text{Cl}(-\text{I})$ or $\text{O}(-\text{II})$.

The elements of Period 3 (from Na to Ar) are characterized by the filling of the appropriate $3s-3p$ orbitals. However, at aluminum the energy of the $3d$ orbitals is close enough to possibly become involved in the formation of chemical bonds (e.g., in AlF_6^{3-}).

Period 2:	BCL_3	CF_4	CO_2	NF_3	OF_2	O_2	
Period 3:	$\text{Al}_2\text{Cl}_{6(\text{g})}$	SiF_6^{2-}	SiO_2	$\text{PF}_{5(\text{g})}$	PF_6^-	SF_6	S_8

Consequently, the compounds formed by elements of Period 3 may perform coordination numbers of the central metal atom higher than the corresponding analogs of Period 2 in the same Group – boron in BCL_3 is tricoordinated trigonal-planar – , while aluminum in Al_2Cl_6 (in the gas phase) is tetracoordinated; carbon in CF_4 is tetracoordinated, while silicium is hexacoordinated in SiF_6^{2-} ; and oxygen is bicoordinated in OF_2 , while sulfur is hexacoordinated in SF_6 .

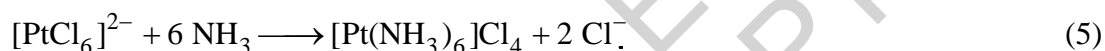
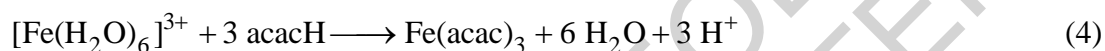
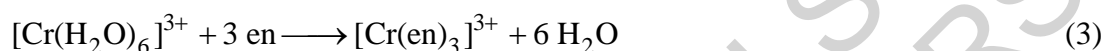
Also, the molecular complexity increases on going from Period 2 to Period 3. Thus, for example, CO_2 is a gas at 298 K and melts at 216.6 K (at $p = 5.1$ atm), while SiO_2 (cristobalite, $d = 2.33 \text{ g} \times \text{cm}^{-3}$) is a solid, mp 1986 K with an extended structure, see Section 3.5 . The lower degree of aggregation for the elements of Period 2 is attributed to their higher tendency to form multiple bonds by π overlap of p orbitals. A major contrast of aggregation is offered by the elements of Group 16. As a matter of fact, O_2 is a stable species, while O_3 is thermodynamically unstable with respect to the former species (see Eq. (2)) (see *Statistical Approach to Thermodynamics*).



$$[\Delta H^0 = +143 \text{ kJ mol}^{-1}; \Delta G^0 = +163 \text{ kJ mol}^{-1}]$$

On the other hand, the stable octanuclear molecule of sulfur, S_8 , partially decomposes to the binuclear species, S_2 , only at about 1000 K. Sulfur is the next element beside carbon to give catenation, the S–S single bond enthalpy being 226 kJ mol^{-1} . Accordingly, octasulfur is a cyclic molecule with a S–S distance of 2.06 \AA and an angle at sulfur of 108° .

Coordination chemistry originates from the studies of Alfred Werner (1866–1919), who received the Nobel Prize for Chemistry in 1913 for his work on the compounds formed by transition *d* elements with molecules containing nitrogen (e.g., ammonia, NH_3 , or secondary amines, R_2NH); or oxygen (e.g., water); or halides as donor atoms [Werner A. 1904; Werner A. 1919; Schwarzenbach G. 1966]. Eqs. (3)–(5) correspond to the synthesis of typical Werner's compounds:



[en = $\text{H}_2\text{NCH}_2\text{CH}_2\text{NH}_2$; acacH = $\text{meC}(\text{O})\text{CH}_2\text{C}(\text{O})\text{Me}$; acac = $\text{MeC}(\text{O})\text{CHC}(\text{O})\text{Me}^-$]

Pure reasoning, intuition, and experimental ability led Werner to the correct conclusions about the tridimensional disposition of the donor atoms around the central metal atom (see *History of Chemistry*). In simple terms, metallic elements are able to coordinate (i.e., to bind) monoatomic (e.g., Cl^- as in $[\text{PtCl}_6]^{2-}$) or polyatomic ligands (e.g., the ammonia and water ligands in the complexed ions $[\text{Pt}(\text{NH}_3)_6]^{4+}$ or $[\text{Cr}(\text{H}_2\text{O})_6]^{3+}$), thus forming a metal–ligand combination. The metal–ligand bond is realized through the dative (coordinated) bond between lone pairs on the donor and empty orbitals of the metal.

The studies by Werner were restricted to donor atoms belonging to Groups from 15 to 17 inclusive. The compounds studied by Werner mainly involved transition *d* metals, although not exclusively. Werner should be considered the founder of coordination chemistry. Due to the availability of an expanded shell of valence orbitals, more complex geometries than those already known at that time for carbon were detected. In addition to the tetrahedral geometry (CN = 4), others were discovered, namely, square-planar (CN = 4) and octahedral (CN = 6). The most common coordination polyhedra are shown in Figure 3. The inner position is occupied by the metal, while the vertices identify the donor atom of the ligand.

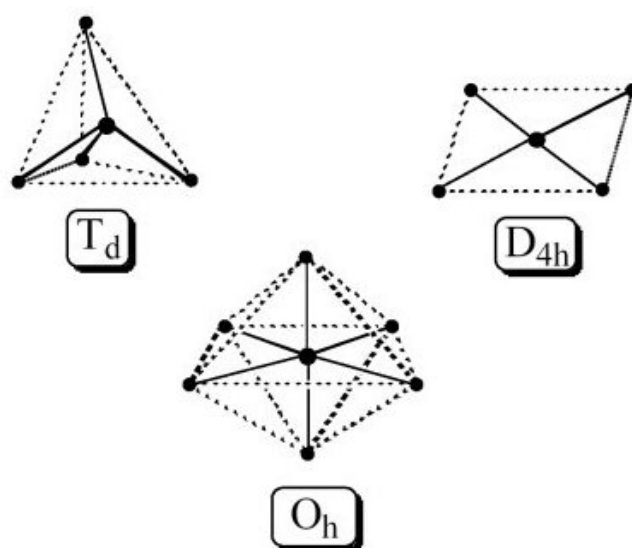


Figure 3. The most common coordination polyhedra.

The first polyhedron, on the left-hand side – T_d , in the notation of group theory – is the well-established tetrahedron typical of carbon. Tetrahedral coordination is also found in numerous compounds within transition d elements, although it is less common than the octahedral (O_h) one. Also square-planar coordination is frequent for transition d metals, which use the dsp^2 hybridization, especially in their $4d^8$ [Rh(I), Pd(II)] and $5d^8$ [Ir(I), Pt(II), Au(III)] electronic configurations.

With square-planar and octahedral coordinations, geometrical isomers are expected. On the other hand, for hexacoordinated and tetrahedral complexes, optical isomers should exist with the appropriate set of ligands. Werner was able to isolate both types of isomers: geometrical isomers are usually distinguished by their colors and optical isomers are distinguished by their capacity to rotate the plane of polarized light. Geometrical and optical isomerisms, which depend on the overall tridimensional symmetry, are ubiquitous properties along the Periodic Table with the appropriate set of ligands and/or substituents. The discoveries by Werner were later confirmed through X-ray diffraction methods.

The useful concept of the “effective atomic number” (EAN) was introduced by N.V. Sidgwick (1873–1952) of the University of Oxford, UK [Sidgwick N.V.]. This formalism in extremely simple terms extends the well-known “octet rule” of Period 2 (from Li to Ne) to the elements of the longer Periods from 4 (from K to Kr) to 6 (from Cs to Rn) inclusive. As a matter of fact, it is easily shown (see Table 1) that in some cases, the sum of the electrons contributed by the central metal atom – once its oxidation state is taken into consideration – and by the lone pairs of the ligands corresponds to the number of electrons of the next inert gas within the same Period.

Table 1 reports some examples of hexacoordinated nd^6 metal complexes reaching a closed-shell configuration by ligand coordination.

Species	$M(g)^a$	ON	N. e. b	L c	EAN
$Fe(CN)_6^{4-}$	$3d^6 4s^2$	II	6	12	18
$Co(NH_3)_6^{3+}$	$3d^7 4s^2$	II	6	12	18
$PtCl_6^{2-}$	$5d^9 6s^1$	IV	6	12	18

a Electronic configuration of the metal as the monoatomic gas-phase species.


b Number of residual electrons of the metal, once its oxidation number (ON) is taken into consideration. All metal cations in this Table have the electronic configuration nd^6 .

c Electronic contribution from the six electron pairs of the ligands.

Table 1. Formal electronic configuration or effective atomic number (EAN) of the central metal atom on coordination of the set of six ligands L.

After Werner's pioneering work, coordination compounds were studied, particularly in aqueous solution, and a set of important thermodynamic data relating to the formation constants was collected, covering a subject that is still actively pursued [Cox J.D. et al.]. Coordination chemistry underwent a further important stage in its progress with the discovery and rationalization of a completely unexpected compound, namely, biscyclopentadienyliron(II), abbreviated as ferrocene, of formula $Fe(\eta^5-C_5H_5)_2$, and of other compounds containing carbocycles as ligands (see below).

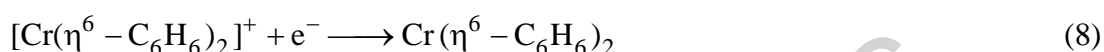
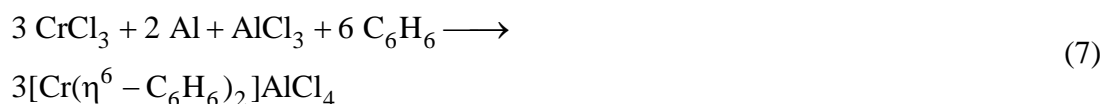
The preparation of the iron derivative was initially carried out under strictly anhydrous conditions in an ether solvent by treating the cyclopentadienyl-Grignard reagent, C_5H_5MgX , with an anhydrous iron(III) halide (see Eq. (6)). The product was isolated and purified, after separation from the magnesium-containing coproduct, by crystallization or by sublimation.



(X = Cl or Br)

The preparation of ferrocene was the starting point for the discovery of organometallics of transition elements. Geoffrey Wilkinson and Ernst Otto Fischer shared the 1973 Nobel Prize for "their pioneering work, performed independently, on the chemistry of the organometallics so-called sandwich compounds." For transition metals, the erroneous belief existed that compounds containing a metal-carbon σ -bond would not be intrinsically stable. As a matter of fact, alkyl- and aryl derivatives of transition metals were substantially unknown [Cotton F. A. 1955; Uhlig E. 1993], due to the lack of appropriate synthetic procedures.

Wilkinson and Fischer and their students found out that carbon, when part of a cyclic structure (e.g., the cyclopentadienyl anion $C_5H_5^-$) [Wilkinson, G. et al. 1952; Cotton F.A. and Wilkinson G. 1952] or the neutral hexa-atomic ring of benzene C_6H_6 , e.g., in bisbenzenechromium(0) [Fischer E.O. and Hafner W. 1955]] (see Eqs. (7) and (8)), can also perform as ligands for a transition d metal center.



Years before the timely review–article by Cotton [Cotton F. A., 1955], some alkyl and aryl derivatives of transition metals had been reported; however, some of them had been erroneously formulated [Hein, F.; Hein F. and Pauling, H.] as σ -aryl (or η^1 -aryl) derivatives, and others, which have been later authenticated as genuine σ -alkyl compounds [Pope W. J. and Peachey S. J.], had not been pursued. The structures of $Fe(\eta^5 - C_5H_5)_2$ and of $Cr(\eta^6 - C_6H_6)_2$ are shown in Figure 4.



Figure 4. Schematic representation of: bis(cyclopentadienyl)iron(II), **A**, and bis(benzene)chromium(0), **B**. Each vertex of the pentagon or hexagon corresponds to a CH group.

It can be shown easily by an electron counting of the type indicated in Table 1 that both bis(cyclopentadienyl)iron(II) and bis(benzene)chromium(0) have an EAN of 18 electrons (i.e., by coordination of the carbon-containing ligands, the central metal atom acquires the electronic counting of the next inert gas (Kr) in both compounds). For example, in the formal electron counting for bis(benzene)chromium(0), each of the two hydrocarbon ligands uses its π -electron density, formally participating to the bond with six electrons. This chromium derivative is an example of a coordination compound in a low-oxidation state. Transition metal complexes in an usual oxidation state seldom fulfill the requirement of completing the valence shell. However, when a low oxidation state is considered, the electron counting is usually that of the next inert gas. Thus, for example, $MnX(CO)_5$ is a compound of manganese(I), of electronic configuration $3d^6$;

the addition of 12 electrons from the six ligands gives a total number of 18 electrons (i.e., the same as the next inert gas). Compounds of this type are generally characterized by a particularly high kinetic – they usually react by a ligand-dissociation mechanism – and thermodynamic – all the molecular orbitals of lower energy are filled – stabilities.

-
-
-

TO ACCESS ALL THE 64 PAGES OF THIS CHAPTER,
Visit: <http://www.eolss.net/Eolss-sampleAllChapter.aspx>

Bibliography

Alemdaroglu N.H., Penninger J.M.L., and Oltay E. (1976). Study of the formation of hydridocobalttetracarbonyl by the reaction of $\text{Co}_2(\text{CO})_8$ and H_2 . *Monatshefte für Chemie m.* **107**, 1043–1053. [Thermodynamic parameters of the title reaction.]

Allen A.D. and Senoff C.V. (1965). Nitrogenopentammineruthenium(II) complexes. *Chemical Communications* 621–622. [The synthesis of the first dinitrogen metal complexes.]

Andersen J.-A.M. and Moss J.R. (1994). Synthesis of an extensive series of manganese pentacarbonyl alkyl- and acyl compounds: carbonylation and decarbonylation studies on $\text{Mn}(\text{R})(\text{CO})_5$ and $\text{Mn}(\text{COR})(\text{CO})_5$. *Organometallics* **13**, 5013–5020. [The rates of both carbonylation and decarbonylation depend on the length of the group R.]

Aresta M. and Nobile C.F. (1977). (Carbon dioxide)bis(trialkylphosphine)nickel complexes. *Journal of the Chemical Society, Dalton Transactions*, 708–711. [This paper reports the reactions of tertiary-phosphine complexes of nickel(0) with carbon dioxide and the characterization of the compounds there from.]

Aresta M., Nobile C.F., Albano V.G., Forni E., and Manassero M. (1975). New nickel-carbon dioxide complex: synthesis, properties, and crystallographic characterization of (carbon dioxide)-bis(tricyclohexylphosphine)nickel. *Chemical Communications* 636–637. [This paper reports the reactions of tertiary-phosphine complexes of nickel(0) with carbon dioxide and the characterization of the compounds there from.]

Bacchi A., Baratta W., Calderazzo F., Marchetti F., and Pelizzi G. (1994). $\text{Re}_2\text{I}_2(\text{CO})_6(\text{Se}_7)$, a coordination compound of elemental selenium with a transition metal: a solution and solid-state study. *Angewandte Chemie, International Edition in English*. **33**, 193–195. [Synthesis and properties of the first derivatives of a transition metal cation with elemental sulfur and selenium.]

Baratta W. and Calderazzo F. (1993). Coordination of S_8 to an organotransition-metal system: $Re_2X_2(CO)_6(S_8)$ ($X = Br, I$). *Organometallics* **12**, 1489–1490. [Synthesis and properties of the first derivatives of a transition metal cation with elemental sulfur and selenium.]

Basolo F. and Pearson R.G. (1967). *Mechanisms of Inorganic Reactions*. New York: J. Wiley, 2nd ed., pp. 1-701 [An informative and critical review on the mechanism of inorganic reactions.]

Bau R., Teller R.G., Kirtley S.W., and Koetzle T.F. (1979). Structure of transition-metal hydride complexes. *Accounts of Chemical Research* **12**, 176–183. [Molecular structures of metal hydrides with terminal and bridging H ligands.]

Bethe H. (1929). Termaufspaltung in Kristallen. *Annalen der Physik* **3**, 135–208. [Application of orbital splitting to magnetic properties of transition metal complexes.]

Bogdanovic B. (1988). Magnesium anthracene systems and their application in synthesis and catalysis. *Accounts of Chemical Research* **21**, 261–267. [This article disclose the technology aimed at preparing active magnesium metal and related compounds.]

Bogdanovic B., Liao S., Schwickardi M., Sykorsky P., and Spliethoff B. (1980). *Angewandte Chemie, International Edition in English* **19**, 818–820. [This article disclose the technology aimed at preparing active magnesium metal and related compounds.]

Bönnemann H., Bogdanovic B., Brinkmann R., Spliethoff B., and He D.-W. (1993). The preparation of finely divided metal powders and transition-metal complexes using “organically solvated” magnesium. *Journal of Organometallic Chemistry* **451**, 23–31. [This article disclose the technology aimed at preparing active magnesium metal and related compounds.]

Bor G. and Dietler U.K. (1980). Fundamental metal carbonyl equilibria: a quantitative infrared spectroscopic study of the equilibrium between dicobalt octacarbonyl and tetracobalt dodecacarbonyl under carbon monoxide pressure in hexane solution. *Journal of Organometallic Chemistry* **191**, 295. [This paper gives the thermodynamic parameters of the endothermic cluster formation.]

Brainard R.L. and Whitesides G.M. (1985). Mechanism of thermal decomposition of *trans*-chloroethylbis(triethylphosphine)platinum(II). *Organometallics* **4**, 1550–1557. [This paper gives the thermodynamic parameters of the hydrido derivative being converted to the ethyl compound by ethylene.]

Brammer L., McCann M.C., Bullock R.M., McMullan R K., and Sherwood P. (1992). $[Et_3NH]^+ [Co(CO)_4]^-$: hydrogen-bonded adduct or simple ion pair? Single-crystal neutron diffraction study at 15 K. *Organometallics* **11**, 2339–2341. [A neutron diffraction study of the trialkylammonium derivative.]

Butler I.S., Basolo F., and Pearson R.G. (1967). Kinetic studies of carbon monoxide insertion reactions. The reactions of cyclopentadienyl(methyl)iron dicarbonyl and cyclopentadienyl(methyl)molybdenum tricarbonyl with phosphines and phosphites. *Inorganic Chemistry* **6**, 2074–2079. [Carbon monoxide insertion reaction in between a metal-carbon σ -bond promoted by tertiary phosphines and phosphites.]

Calderazzo F. (1977). Synthetic and mechanistic aspects of inorganic insertion reactions. Insertion of carbon monoxide. *Angewandte Chemie* **89**, 305–311; *Angewandte Chemie, International Edition in English* **16**, 299–306.

Calderazzo F. (1983). Hydrogen and carbon monoxide as ligand combination for transition elements. *Annals of the New York Academy of Science* **415**, 37–46. [Reactivity and thermodynamic data on metal carbonyl hydrides.]

Calderazzo F. (1998). *Insertion Reactions into Element-Carbon Bonds. Inorganic Reactions and Methods*, Vol. 14 (Eds. Zuckermann J.J. and Atwood J.D.). New York: Wiley-VCH. [Review article summarizing kinetic and thermodynamic data – some unpublished by the author – on insertion reactions.]

Calderazzo F. and Cotton F.A. (1962). Carbon monoxide insertion reactions. I. The carbonylation of methyl manganese pentacarbonyl and decarbonylation of acetyl manganese pentacarbonyl. *Inorganic Chemistry* **1**, 30–36. [This is the first paper reporting kinetic and thermodynamic data on CO insertion reactions.]

Calderazzo F., De Benedetto G.E., Pampaloni G., Rocchi L., and Englert U. (1993). Redox reactions of vanadium(0) and niobium(0) bis(mesitylene) (mes) derivatives with metal carbonyl halides of Group 7. The crystal and molecular structure of $[\text{mes}(\text{CO})_2\text{Nb}(\text{I})_2\text{Re}(\text{CO})_3]$, a metal–metal bonded heterobimetallic complex. *Journal of Organometallic Chemistry* **462**, C10–11. [A qualitative comparison of reactivity between vanadium and niobium.]

Calderazzo F., Ercoli R., and Natta G. (1967). Metal carbonyls: preparation, structure and properties. *Organic Syntheses via Metal Carbonyls*, Vol. 1. (ed. I. Wender and P. Pino). New York–London–Sydney: Interscience, pp. 1-272. [A review on the status of metal-carbonyl derivatives, especially including the earlier work in this field.]

Calderazzo F., Fachinetti G., Marchetti F., and Zanazzi P.F. (1981). Preparation and crystal and molecular structure of two trialkylamine adducts of $\text{HCo}(\text{CO})_4$ showing a preferential $[\text{NR}_3\text{H}^+ \cdots (\text{OC})_3\text{Co}(\text{CO})^-]$ interaction. *Chemical Communications* 181–183. [X-ray study of the title trialkylammonium derivatives.]

Cenini S., Pizzotti M., Crotti C., Porta F., and La Monica G. (1984). Selective ruthenium carbonyl catalysed reductive carbonylation of aromatic nitro compounds to carbamates. *Chemical Communications* 1286–1287. [Dodecacarbonyltriruthenium(0) and a PPh_3 -substituted derivative catalyze the carbonylation of aromatic nitro compounds $\text{Ar} - \text{NO}_2$ to the corresponding carbamates ArNHCO_2R .]

Chini P. (1980). Large metal carbonyl clusters. *Journal of Organometallic Chemistry* **200**, 37–61. [Critical compilation of the early pioneering discoveries on metal carbonyl clusters.]

Chini P. and Heaton B.T. (1977). Tetranuclear carbonyl clusters. *Topics in Current Chemistry* **71**, 1–70. [Critical compilation of the early pioneering discoveries on metal carbonyl clusters.]

Chini P., Longoni G., and Albano V.G. (1976). High nuclearity metal carbonyl clusters. *Advances in Organometallic Chemistry* **14**, 285–314. [Critical compilation of the early pioneering discoveries on metal carbonyl clusters.]

Closson R.D., Kozikowski J., and Coffield T.H. (1957). Alkyl derivatives of manganese carbonyl. *Journal of Organic Chemistry* **22**, 598. [This paper report the first case of an insertion of carbon monoxide in between a metal-carbon σ -bond. The relevance of this finding is in the experimentally observed metal-assisted formation of a new carbon–carbon bond.]

Coffield T. H., Kozikowski J. and Closson R. D. (1957). Acyl manganese pentacarbonyl compounds. *Journal of Organic Chemistry* **22**, 598. [This paper report the first case of an insertion of carbon monoxide in between a metal-carbon σ -bond. The relevance of this finding is in the experimentally observed metal-assisted formation of a new carbon–carbon bond.]

Coleman G.W. and Blanchard A.A. (1936). Preparation and properties of cobalt nitrosyl carbonyl and of cobalt carbonyl hydride. *Journal of the American Chemical Society* **58**, 2160–2163. [Preparation and properties of $\text{Co}(\text{NO})(\text{CO})_3$ and $\text{CoH}(\text{CO})_4$.]

Coleman J.M., Wojcicki A., Pollick P.J., and Dahl L.F. (1967). Preparation and structure of $[\text{CH}_3\text{SFe}_2(\text{CO})_6]_2\text{S}$: an organometallic complex containing a tetrahedral-like sulfur atom coordinated to four metal atoms. *Inorganic Chemistry* **6**, 1236–1242. [An example of a molecular compound containing the $\text{M}_4(\mu_4 - \text{S})$ system.]

Collman J.P. and Winter S.R. (1973). Isolation and characterization of a kinetically stable transition metal formyl complex. *Journal of the American Chemical Society* **95**, 4089–4090. [Preparation and properties of the anionic formyl complex $\text{Fe}(\text{CHO})(\text{CO})_4^-$.]

Collman J.P., Brauman J.I., Doxsee K.M., Halbert T.R., Hayes S.E., and Suslick K.S. (1978). Oxygen binding to cobalt porphyrins. *Journal of the American Chemical Society* **100**, 2761–2766. [Thermodynamic constants of the oxygen binding to the iron(II) center.]

Collman J.P., Brauman J.I., Rose E., and Suslick K.S. (1978). Cooperativity in O_2 binding to iron porphyrins. *Proceedings of the National Academy of Science USA* **75**, 1052–1055. [A study of the dioxygen absorption by the iron(II) porphyrins in a solid-gas system.]

Connor J.A., Zafarani-Moattar M.T., Bickerton J., El Saied N.I., Suradi S., Carson R., Al Takhin G., and Skinner H.A. (1982). Enthalpy of formation of acyl-, alkyl-, and hydrido pentacarbonylmanganese complexes. The enthalpy contributions of manganese–hydrogen and manganese–carbon bonds in these molecules. Thermochemical aspects of models in Fischer–Tropsch reactions. *Organometallics* **1**, 1166–1174. [Thermodynamic data on metal-hydrocarbyl compounds.]

Corazza F., Floriani C., and Zehnder M. (1987). A comparative synthetic and structural study of μ -oxo and μ -sulphido derivatives of *N,N'*-ethylenebis(acetylacetonate)iron(III), including the synthesis and structural characterization of the parent compound. *Journal of the Chemical Society, Dalton Transactions* 709–714. [The X-ray structures of the title compounds show the Fe-S-Fe bridge angle to be $121.8(1)^\circ$ and $120.8(1)^\circ$, respectively.]

Cotton F.A. (1955). Alkyls and aryls of transition metals. *Chemical Reviews* **55**, 551–594. [A detailed analysis of σ -hydrocarbyls of the title metals.]

Cotton F.A. and Wilkinson G. (1952). The heat of formation of ferrocene. *Journal of the American Chemical Society* **74**, 5764–5766. [Reports the properties and a bonding proposal regarding the prototype of biscyclopentadienyl derivatives of transition metals.]

Cotton F.A. and Wilkinson G. (1988). *Advanced Inorganic Chemistry*, J. Wiley, New York – Chichester – Brisbane – Toronto – Singapore, 5th ed. pp. 1-1455. [At p. 528 the rigorous definition of a transition metal cation is given.]

Cotton F.A. and Wilkinson G. (1988). *Advanced Inorganic Chemistry*, J. Wiley, New York – Chichester – Brisbane – Toronto – Singapore, 5th ed. pp. 1-1455. [At p. 1053 this definition can be read: “A metal atom cluster may be defined as a group of two or more metal atoms in which there are substantial and direct bonds between the metal atoms.”]

Cox J.D., Wagman D.D., and Medvedev V.A. (1989). *CODATA Key Values for Thermodynamics*. New York: Hemisphere Publishing, pp. 1-271. [ΔH_f^0 of inorganic compounds and ions.]

Cusanelli A., Frey U., Richens D.T., and Merbach A.E. (1996). The slowest water exchange at a homoleptic mononuclear metal center; variable-temperature and variable-pressure ^{17}O NMR study on

$[\text{Ir}(\text{H}_2\text{O})_6]^{3+}$. *Journal of the American Chemical Society* **118**, 5265–5271. [A kinetic study of the water exchange reaction on iridium(III).]

Dapporto P., Midollini S., and Sacconi L. (1979). *Tetrahedro*-tetraphosphorus as monodentate ligand in a nickel(0) complex. *Angewandte Chemie, International Edition in English* **18**, 469. [A complex of nickel(0) with a NP_3 donor ligand, tris(2-diphenylphosphinoethyl)amine, adds P_4 .]

Davidson P.J., Lappert M.F., and Pearce R. (1976). Metal σ -hydrocarbyls, MR_n . Stoichiometry, structures, stabilities and thermal decomposition pathways. *Chemical Reviews* **76**, 219–242. [A survey of σ -alkyl- and σ -aryl metal (i.e., σ -hydrocarbyl, derivatives).]

Deeming A.J., Johnson B.F.G., and Lewis J. (1973). Some insertion reactions of platinum hydrido-complexes with olefins: hydrolysis of platinum-carbon σ -bonds. *Journal of the Chemical Society, Dalton Transactions* 1848–1852. [An earlier (1970) paper by the same authors in *Chemical Communications* 598–599 describes the synthesis of the first cationic olefin-hydrido complexes.]

Dekker G.P.C.M., Elsevier C.J., Vrieze K., and van Leeuwen P.W.N.M. (1992). Influence of ligands and anions on the rate of carbon monoxide insertion into palladium-methyl bonds in the complexes $(\text{P}-\text{P})\text{Pd}(\text{CH}_3)\text{Cl}$ and

$[(\text{P}-\text{P})\text{Pd}(\text{CH}_3)\text{L}]^+ \text{SO}_3\text{CF}_3^-$ (PP = dppe, dppp, dppb, dppf; L = CH_3CN , PPh_3 .) *Organometallics* **11**, 1598–1603. [The rates of CO insertion into the metal-methyl bond have been studied; the rate of CO insertion in the cationic complexes is about ten-times higher than in the analogous uncharged complexes.]

Dieck H.A., Laine R.M., and Heck R.F. (1975). A low-pressure, palladium-catalyzed *N,N'*-diarylurea synthesis from nitro compounds, amines, and carbon monoxide. *Journal of Organic Chemistry* **40**, 2819–2822. [Synthesis of diarylureas by reductive carbonylation of nitro compounds.]

Donnay G., Coleman L.B., Kriehoff N.G., and Cowan D.O. (1968). Trimethylplatinum(IV) iodide and its misrepresentation as hexamethyldiplatinum. *Acta Crystallographica* **B24**, 157–159. [X-ray crystal structure determination of $\text{Pt}_4\text{Me}_{12}(\mu_3-\text{I})_4$.]

Dorfman J.R., Girerd J.-J., Simhon E.D., Stack T.D.P., and Holm R.H. (1984). Synthesis, structure, and electronic features of $(\mu\text{-sulfido})\text{bis}[N,N'\text{-ethylenebis}(\text{salicylaldiminato})\text{iron(III)}]$, $[\text{Fe}(\text{Salen})]_2\text{S}$, containing the only authenticated example of the Fe(III)-S-Fe(III) single bridge. *Inorganic Chemistry* **23**, 4407–4412. [The X-ray structures of the title compounds show the Fe-S-Fe bridge angle to be $121.8(1)^\circ$ and $120.8(1)^\circ$, respectively].

Drent E. (1996). Palladium-catalyzed alternating copolymerization of alkenes and carbon monoxide. *Chemical Reviews* **96**, 663–681. [A detailed description of the copolymerization process characterized by an almost perfect control of chemo- and regioselectivity.]

Dugad L.B., LaMar G.N., Banci L., and Bertini I. (1990). Identification of localized redox states in plant-type two-iron ferredoxins using the nuclear Overhauser effect. *Biochemistry* **29**, 2263–2271. [A NMR study of a binuclear $[\text{2Fe-2S}]$ ferredoxin with two cysteine residues coordinated to each iron atom.]

Fachinetti G., Floriani C., and Zanazzi P.F. (1978). Bifunctional activation of carbon dioxide. Synthesis and structure of a reversible CO_2 carrier. *Journal of the American Chemical Society* **100**, 7405–7407. [Synthesis and X-ray structure analysis of a reversible carbon dioxide adduct of a *n*-propyl-substituted tetradentate Schiff-base complex of cobalt, showing the cooperative function of the potassium cation used for the reduction of the original cobalt(II) starting material.]

Fagan P.J., Moloy K.G., and Marks T.J. (1981). Carbon monoxide activation by organoactinides. Migratory CO insertion into metal–hydrogen bonds to produce mononuclear formyls. *Journal of the American Chemical Society* **103**, 6959–1662. [A thermodynamic study of the formyl derivatives of thorium(IV).]

Farnos M.D., Woods B.A., and Wayland B.B. (1986). Reactivity of rhodium and iridium octaethylporphyrin hydrides towards carbon monoxide: thermodynamic studies of the rhodium formyl and iridium hydrido carbonyl complexes. *Journal of the American Chemical Society* **108**, 3659–3663. [The thermodynamic parameters for the carbonylation of the hydrido rhodium species: $\Delta H^0 = -53.5 \text{ kJ mol}^{-1}$; $\Delta S^0 = -123.1 \text{ J K}^{-1} \text{ mol}^{-1}$.]

Feig A.L. and Lippard S.J. (1994). Reactions of non–heme iron(II) centers with dioxygen in biology and chemistry. *Chemical Reviews* **94**, 759–805. [A review on peroxide- and superoxide-like dioxygen complexes of transition metals.]

Fereday R.J., Logan N., and Sutton D. (1968). Anhydrous cobalt(III) nitrate. *Chemical Communications* 271. [Synthesis and X-ray structure of $\text{Co}(\text{NO}_3)_3$, showing the compound (sublimes at $40 \text{ }^\circ\text{C}$ *in vacuo*) to be mononuclear with an octahedral geometry around cobalt.]

Fischer E.O. and Hafner W. (1955). Di-benzol-chrom. *Zeitschrift für Naturforschung* **10b**, 665–668. [In this paper, the earlier findings by Hein and co-workers on supposedly η^1 -aryl derivatives of chromium(III) are revised and the compounds are correctly interpreted as η^6 -derivatives of chromium(0). The difference, from an analytical viewpoint, is small, but conceptually is considerably larger. For example, the compound $\text{Cr}(\eta^6\text{-C}_6\text{H}_6)(\eta^6\text{-C}_6\text{H}_5\text{-C}_6\text{H}_5)$ with benzene and biphenyl as ligands, contains the central metal atom as chromium(0) of $3d^6$ electronic configuration with a formal EAN of 18 and accordingly is diamagnetic. The erroneous formulation of this compound by Hein and coworkers as triphenylchromium(III), $\text{Cr}(\sigma\text{-C}_6\text{H}_5)_3$, differs analytically from the correct one by one hydrogen atom only. However, chromium(III) has a $3d^1$ electronic configuration and as such it should be paramagnetic for three unpaired electrons in a mononuclear formulation, contrary to the experimental data.]

Fischer E.O. and Pfab W. (1952). Cyclopentadien-Metallkomplexe, ein neuer Typ metallorganischer Verbindungen. *Zeitschrift für Naturforschung* **7b**, 377–379. [Chemical, magnetic, and structural X-ray study of bis(cyclopentadienyl)iron(II).]

Fluck E. (1988). New notations in the Periodic Table. *Pure and Applied Chemistry* **60**, 431–436. [A report on the suggestions by the IUPAC Commission on the Nomenclature of Inorganic Compounds.]

Forster D. (1979). Mechanistic pathways in the catalytic carbonylation of methanol by rhodium and iridium complexes. *Advances in Organometallic Chemistry* **17**, 255–267. [A review article on the rhodium-catalyzed carbonylation of methanol to acetic acid.]

Ginsberg A.P. and Lindsell W.E. (1971). Rhodium complexes with the molecular unit P_4 as a ligand. *Journal of the American Chemical Society* **93**, 2082–2084. [The ligand P_4 in $\text{RhCl}(\text{P}_4)(\text{PPh}_3)_2$ undergoes displacement by CO at $-78 \text{ }^\circ\text{C}$.]

Graham J.R. and Angelici R.J. (1967). Kinetic studies of Group VI metal carbonyl complexes. VI. Substitution reactions of the Group VI metal hexacarbonyls. *Inorganic Chemistry* **6**, 2082–2085. [Kinetics of the reactions of the hexacarbonyls of Group 6 with tertiary phosphines and tertiary phosphites. The kinetics are governed by a two-term rate law.]

Greenwood N.N. and Earnshaw A. (1997). *Chemistry of the Elements*, pp. 1-1341, 2nd ed., Oxford–New York–Tokyo: Elsevier, Butterworth, Heinemann. [A textbook with details on biologically relevant metal-containing systems.]

Harrison D.E. and Taube H. (1967). The formation of $[\text{Ru}(\text{NH}_3)_5\text{N}_2]^{2+}$ in aqueous solution by direct action of molecular nitrogen. *Journal of the American Chemical Society* **89**, 5706–5707. [Dinitrogen reacts at room temperature displacing water from $[\text{Ru}(\text{NH}_3)_5(\text{H}_2\text{O})]^{2+}$ and giving the dinitrogen complex.]

Harvey K.B. and Porter G.B. (1967). *Introduction to Physical Inorganic Chemistry*. Addison-Wesley, Reading, Mass., pp. 1–437. [A critical treatise on thermodynamic data of inorganic compounds.]

Hay P.J. (1987). *Ab initio* theoretical studies of dihydrogen coordination vs. oxidative addition of H_2 to five-coordinate tungsten complexes. *Journal of the American Chemical Society* **109**, 705–710. [Application of *ab initio* electronic wave functions and relativistic effective core potentials for the study of dihydrogen binding to d^6 metal complexes.]

Heil B. and Markó L. (1968). Kinetik der Hydroformylierung von Olefinen mit Rhodium-carbonyl-Katalysatoren. *Chemische Berichte* **101**, 2209–2214. [The activity ratio between rhodium and cobalt is about 12,000 (Rh) to 1 (Co).]

Hein F. (1919). Notiz über Chromorganoverbindungen. *Chemische Berichte* **52**, 195–196. [Synthesis of supposedly σ -aryl derivatives of chromium(III).]

Hein F. and Pauling H. (1953). Über die thermische Zersetzung von Tetraarylchrom-alogeniden. *Zeitschrift für anorganische und allgemeine Chemie* **273**, 209–214. [Synthesis of supposedly σ -aryl derivatives of chromium(III).]

Helm L. and Merbach A.E. (1999). Water exchange on metal ions: experiments and simulations. *Coordination Chemistry Reviews* **187**, 151–181. [A review on the water-exchange reaction for metal ions in aqueous solution.]

Hidai M. and Mizobe Y. (1995) Recent advances in the chemistry of dinitrogen complexes. *Chemical Reviews*. **95**, 1115–1133. [A review-article on the biologically relevant metal systems.]

Hieber W. and Schulten H. (1937). Darstellung und Eigenschaften des freien Kobaltcarbonylwasserstoff. *Zeitschrift für anorganische und allgemeine Chemie* **232**, 25–38. [Properties of $\text{CoH}(\text{CO})_4$.]

Hieber W., Seel F., and Schneider H. (1952). Raumchemie u. Konstitution der Metallcarbonylwasserstoffe. *Chemische Berichte* **85**, 647–654. [Suggested molecular structures of hydrido metal carbonyls.]

Hilton J. and Wallwork S.C. (1968). The crystal structure of cobalt(III) nitrate. *Chemical Communications* 871. [Synthesis and X-ray structure of $\text{Co}(\text{NO}_3)_3$ showing the compound (sublimes at 40 °C *in vacuo*) to be mononuclear with an octahedral geometry around cobalt.]

Hodgson D.J and Ibers J.A. (1968). The crystal and molecular structure of chloro-carbonyl-nitrosyl-bis(triphenylphosphine)iridium tetrafluoroborate $[\text{IrCl}(\text{CO})(\text{NO})(\text{P}(\text{C}_6\text{H}_5)_3)_2][\text{BF}_4]$. *Inorganic Chemistry* **7**, 2345–2352. [The nitrosyl group is coordinated to iridium with an Ir–N–O bond angle of 124.1(9)°.]

Hohenschutz H., von Kutepow N., and Himmele W. (1966, November issue). Newest acetic acid process. *Hydrocarbon Process* **45**, 141–144. [The cobalt-catalyzed carbonylation of methanol.]

Huhee J.E., Keiter E.A., and Keiter R.L. (1993). *Inorganic Chemistry, Principles of Structure and Reactivity*, 4th ed. New York: Harper Collins College Publishing, pp. 1-964. [A useful textbook of modern inorganic chemistry at the undergraduate level.]

Jacobson B.L., Chae Y.K., Markley J.L., Rayment I., and Holden H.M. (1993). Molecular structures of the oxidized, recombinant, heterocyst [2Fe-2S] ferredoxin from *Anabaena* 7120 determined to 1.7 – Å resolution. *Biochemistry* **32**, 6788–6793. [An X-ray data collection on the title ferredoxin.]

Ji L.-N., Rerek M.E., and Basolo F. (1984). Kinetics and mechanism of substitution reactions of $\text{Mn}(\text{C}_9\text{H}_7)(\text{CO})_3$ and $\text{Mn}(\text{C}_{13}\text{H}_9)(\text{CO})_3$. *Organometallics* **3**, 740–745. [The reactions proceed by second-order processes.]

Jones R.D., Summerville D.A., and Basolo F. (1979). Synthetic oxygen carriers related to biological systems. *Chemical Reviews* **79**, 139–179. [A review on peroxide and superoxide-like oxygen complexes of transition metals.]

Kubas G.J. (1988). Molecular hydrogen coordination to transition metals. *Comments on Inorganic Chemistry* **7**, 17–40. [A review-article by the principal author of earlier papers on dihydrogen complexes.]

Kubas G.J., Ryan R.R., Swanson B.I., Vergamini P.J., and Wasserman H.J. (1984). Characterization of the first examples of isolable molecular hydrogen complexes, $\text{M}(\text{CO})_3(\text{PR}_3)_2(\text{H}_2)$ ($\text{M} = \text{Mo}, \text{W}$; $\text{R} = \text{Cy}, i - \text{Pr}$). Evidence for a side-on bonded H_2 ligand. *Journal of the American Chemical Society* **106**, 451–452. [The first report on a dihydrogen metal complex.]

Kubas G.J., Unkefer C.J., Swanson B.I., and Fukushima E. (1986). Molecular hydrogen complexes of the transition metals. 4. Preparation and characterization of $\text{M}(\text{CO})_3(\text{PR}_3)_2(\text{H}_2)$ ($\text{M} = \text{Mo}, \text{W}$) and evidence for equilibrium dissociation of the H–H bond to give $\text{M}(\text{H})_2(\text{CO})_3(\text{PR}_3)_2$. *Journal of the American Chemical Society*. **108**, 7000–7009. [A detailed and extended account of the first dihydrogen complexes.]

L’Eplattenier F., Matthys P., and Calderazzo F. (1970). The homogeneous ruthenium-catalyzed reduction of nitrobenzene. *Inorganic Chemistry* **9**, 342–345. [Influence of reaction parameters on the reduction of nitrobenzene to aniline in the presence of ruthenium-carbonyl compounds as catalytic precursors.]

Leigh G.J. (Ed.) (1990). *Nomenclature of Inorganic Compounds, Recommendations 1990*. International Union of Pure and Applied Chemistry. Blackwell Scientific Publications, Oxford – London – Edinburgh – Boston – Melbourne, pp 1–289. [Page 280 of this reference reads: “After extensive discussions and many public appeals for comment, the Commission concluded that the use of the 1 to 18 numbering for the eighteen columns provides a clear and unambiguous labeling for reference within the current revision of ‘1970 Nomenclature’. The members of the Commission also reasoned that the 1–18 column numbering provides an alternative labeling (to the conflicting use of the A–B notation) that satisfies the need for clear and precise communication.” Chemical elements are distributed in an easily recognized numerical sequence. Beyond the short H–He sequence, for Periods 2 and 3, the second digit of the Group identifies the number of electrons in the valence shell. Within the long Periods, from 4 to 6, filling of the five *d* orbitals takes place, which corresponds to the formation of ten elements.]

Li G.Q. and Govind R. (1994). Separation of oxygen from air using coordination complexes: a review. *Industrial and Engineering Chemistry Research* **33**, 755–783. [Technical feasibility of dioxygen separation by using metal complexes.]

Lippard S.J. (1988). Oxo-bridged polyiron centers in biology and chemistry. *Angewandte Chemie, International Edition in English* **27**, 344–361. [The function of iron in proteins in oxo-bridged di- or polyiron aggregates.]

Love R.A., Koeztle T.F., Williams G.J.B., Andrews L.C., and Bau R. (1975). Neutron diffraction study of the structure of Zeise's salt, $\text{K}[\text{PtCl}_3(\text{C}_2\text{H}_4)] \cdot \text{H}_2\text{O}$. *Inorganic Chemistry* **14**, 2653–2657. [A neutron diffraction study of $\text{K}[\text{PtCl}_3(\text{C}_2\text{H}_4)] \cdot \text{H}_2\text{O}$, showing the coordination of ethylene to platinum(II), the C–C distance being 1.375 (4) Å, only 0.038 Å longer than in ethylene itself. Also shown are $\text{K} \cdots \text{Cl}$ interactions at an average distance of 3.243 Å.]

Maitlis P.M. (1971). *The Organic Chemistry of Palladium*, Vol. 1, pp. 1-319. New York: Academic Press. [A detailed account of the palladium-catalyzed organic syntheses.]

Maitlis P.M., Haynes A., Sunley G.J., and Howard M.J. (1996). Methanol carbonylation revisited: thirty years on. *Journal of the Chemical Society, Dalton Transactions* 2187–2196. [Mechanism of the methanol carbonylation to acetic acid, an industrial process initiated at Monsanto in 1966 and later transferred to and extended by BP Chemicals.]

Martinho-Simões J.A. and Beauchamp J.L. (1990). Transition metal–hydrogen and metal–carbon bond strengths: the keys to catalysis. *Chemical Reviews* **90**, 629–688. [An exhaustive review article on the thermodynamics of metal-hydrocarbyl complexes.]

Mathieson T.J., Langdon A.G., Milestone N.B., and Nicholson B.K. (1998). Isonitrile gold(I) nitrates as precursors for iron oxide-supported gold catalysts for CO oxidation. *Chemical Communications* 371–372. [Synthesis and X-ray-crystal structure of $\text{Au}(\text{NO}_3)(\text{CN}^t\text{Bu})$, showing the monodentate nitrate group bonded to the bicoordinated gold center.]

McNeil E.A. and Scholer F.R. (1977). Molecular structure of the gaseous metal carbonyl hydrides of manganese, iron, and cobalt. *Journal of the American Chemical Society* **99**, 6243–6249. [The structure of $\text{CoH}(\text{CO})_4$ has C_{3v} symmetry with a Co–H distance of 1.556 (18) Å.]

Moloy K.G. and Marks T.J. (1984). Carbon monoxide activation by organoactinides. A comparative synthetic, thermodynamic, kinetic, and mechanistic investigation of migratory CO insertion into actinide-carbon and actinide-hydrogen bonds to yield η^2 -acyls and η^2 -formyls. *Journal of the American Chemical Society* **106**, 7051–7064. [The insertion of CO into Th–H bonds is exothermic by about 21 kJ mol^{-1} .]

Mond L., Langer C., and Quincke F. (1890). Action of carbon monoxide on nickel. *Journal of the Chemical Society, Transactions* **57**, 749–753. [The report on the first homoleptic metal carbonyl.]

Morelli D., Segre A., Ugo R., La Monica G., Cenini S., Conti F., and Bonati F. (1967). The coordination of small molecules by bistriphenylphosphineplatinum(0): the reaction with H_2S , H_2Se , and H_2Te . *Chemical Communications* 524–526. [Products of the reaction of PPh_3 -complexed platinum(0) with H_2E (E = S, Se, Te).]

Moseley H.G.-J. (1913). The high-frequency spectra of the elements. *Philosophical Magazine* **26**, 1024–1034. [A direct relationship between Z and the frequency ν of the X-ray beam emitted by a solid anticathode was established experimentally.]

Niederhoffer E.C., Timmons J.H., and Martell A.E. (1984). Thermodynamics of oxygen binding in natural and synthetic dioxygen complexes. *Chemical Reviews* **84**, 137–203. [The reversible reactions of iron(II) and copper(I) complexes with dioxygen.]

Noack K. and Calderazzo F. (1967). Carbon monoxide insertion reactions. V. The carbonylation of methylmanganese pentacarbonyl with ^{13}CO . *Journal of Organometallic Chemistry* **10**, 101–104. [IR investigation of the $\text{CH}_3\text{Mn}(\text{CO})_5/^{13}\text{CO}$ system agrees with a product distribution compatible with the methyl migration mechanism to an adjacent (*cis*) position.]

Oldani F. and Bor G. (1983). A quantitative study of the equilibrium between dirhodium octacarbonyl and tetrarhodium dodecacarbonyl under carbon monoxide pressure. *Journal of Organometallic Chemistry* **246**, 309–324. [This paper gives the thermodynamic parameters of the endothermic cluster formation.]

Oldani F. and Bor G. (1986). A quantitative study of the equilibrium between dirhodium octacarbonyl and tetrarhodium dodecacarbonyl under carbon monoxide pressure. A correction. *Journal of Organometallic Chemistry* **279**, 459–460. [This paper gives the thermodynamic parameters of the endothermic cluster formation.]

Pauling L (1960). *The Nature of the Chemical Bond*, 3rd ed., Ithaca, NY: Cornell University Press. [A very useful treatment of structural and bonding data of inorganic compounds by the Nobel Prize winner (1954) for Chemistry.]

Pope W. J. and Peachy S.J. (1907). A new class of organometallic compounds. *Proceedings of the Chemical Society* **23**, 86–87. [This paper reports the synthesis of some methyl derivatives of $5d^6$ platinum(IV), of formula $\text{Pt}_4\text{Me}_{12}(\mu_3 - \text{X})_4$, X = halogen, OH. These compounds may be regarded as the first alkyl derivatives of a transition metal cation to be reported in the literature.]

Que L. and Dong Y (1996). Modelling the oxygen activation chemistry of methane monooxygenase and ribonucleotide reductase. *Accounts of Chemical Research* **29**, 190–196. [Methane mono-oxygenase converts methane to methanol: dioxygen binding to a di-iron(II) center.]

Que L. and Ho R.Y.N. (1996). Dioxygen activation by enzymes with mononuclear non-heme iron active sites. *Chemical Reviews* **96**, 2607–2624. [A review on the interaction of dioxygen with single-site metallic enzymes.]

Que L. and True A.E. (1990). Dinuclear iron- and manganese-oxo sites in biology. *Progress of Inorganic Chemistry* **38**, 97–200. [The biologically relevant μ -oxo complexes of iron and manganese.]

Rathke J.W., Klingler R.J., and Krause T.R. (1992). Thermodynamics for the hydrogenation of dicobalt octacarbonyl in supercritical carbon dioxide. *Organometallics* **11**, 585–588. [The positive enthalpy and entropy changes for the formation of $\text{CoH}(\text{CO})_4$ from $\text{Co}_2(\text{CO})_8$ and H_2 .]

Rheingold A.L., Landers A.G., Dahlstrom P., and Zubieta J. (1979). Novel antimony cluster displaying a quadruply bridging chloride. X-ray crystal structure of $\{[\text{Fe}(\eta - \text{C}_5\text{H}_5)_2]_2[\text{Sb}_4\text{Cl}_{12}\text{O}]\}_2 \cdot 2\text{C}_6\text{H}_6$. *Chemical Communications* 143–144. [Synthesis and crystal structure of the title compound.]

Rix F.C., Brookhart M., and White P.S. (1996). Mechanistic studies of the palladium(II)-catalyzed copolymerization of ethylene and carbon monoxide. *Journal of the American Chemical Society* **118**, 4746–4764. [Study of the migratory insertions in alkyl palladium(II) complexes and of the $\text{CO}/\text{C}_2\text{H}_4$ relative binding affinities.]

Roberts H.L. (1989). Ludwig Mond: Vorsprung durch Technik. *Journal of Organometallic Chemistry* **372**, 1–14. [The history of tetracarbonylnickel(0) and other metal carbonyls.]

Roth J.A. and Orchin M. (1981). $\text{HCo}(\text{CO})_4$, the quintessential catalyst. *Accounts of Chemical Research* **14**, 259–266. [Stoichiometric and catalytic conversions involving hydridotetracarbonylcobalt(I).]

Sacco A. and Rossi M. (1967). Hydride and nitrogen complexes of cobalt. *Chemical Communications* 316. [An equilibrium involving a trihydride of cobalt(III) and a hydrido-dinitrogen complex of cobalt(I) mediated by dinitrogen.]

Sacco A. and Rossi M. (1968). Nitrogen fixation. 1. Hydrido- and nitrogen-complexes of cobalt. *Inorganica Chimica Acta* **2**, 127–132. [An equilibrium involving a trihydride of cobalt(III) and a hydrido-dinitrogen complex of cobalt(I) mediated by dinitrogen.]

Saillard J.-Y. and Hoffmann R. (1984). C-H and H-H activation in transition metal complexes and on surfaces. *Journal of the American Chemical Society* **106**, 2006–2026.

Schützenberger M. (1868). Mémoire sur quelques réactions donnant lieu à la production de l'oxychlorure de carbone, et sur un nouveau composé volatile de platine. *Bulletin de la Société Chimique de France* **10**, 188–192. [Preparation of *cis*- $\text{PtCl}_2(\text{CO})_2$ and *trans*- $\text{Pt}_2\text{Cl}_4(\text{CO})_2$. The geometry of these two compounds was established spectroscopically and crystallographically much later (2001) by the author of the present article and his co-workers; see Bagnoli F., Belli Dell' Amico D., Calderazzo F., Englert U., Marchetti F., Merigo A., and Ramello S. Halo-carbonyl complexes of platinum(II) and palladium(II). *Journal of Organometallic Chemistry* **622**, 180–189.]

Schwarzenbach G. (1966). Alfred Werner and his accomplishments. *Alfred Werner, 1866–1919. Commemoration Vol.*, pp. 38–63. Basel, Switzerland: Verlag Helvetica Chimica Acta. [Reports on the scientific acquisitions by Alfred Werner on the occasion of the centennial anniversary of Werner's birthday, in conjunction with the 9th International Conference on Coordination Chemistry, St. Moritz, September 5–9 1966.]

Sellmann D., Lechner P., Knock F., and Moll M. (1992). Transition-metal complexes with sulfur ligands. 82. H_2S , S_2 , and CS_2 molecules as ligands in sulfur-rich $[\text{Ru}(\text{PPh}_3)_3\text{S}_4]$ complexes ($\text{S}_4 = 1,2\text{bis}[(2\text{-mercaptophenyl})\text{thio}]\text{ethane}(2-)$) *Journal of the American Chemical Society* **114**, 922–930. [The crystal structure determination of $\text{Ru}(\text{PPh}_3)(\text{H}_2\text{S})(\text{S}_4)$ has established the ligand H_2S to be bonded to ruthenium through the sulfur atom.]

Shannon R.D. (1976). Ionic radii. *Acta Crystallographica A* **32**, 751–671. [A reliable and updated list of ionic radii.]

Shilov A.E. (1997). *Metal Complexes in Biomimetic Chemical Reactions. N₂ Fixation in Solution, Activation and Oxidation of Alkanes, Chemical Models of Photosynthesis*. Boca Raton–New York: CRC Press, pp. 1–302. [An informative review of biomimetic processes.]

Sidgwick N.V. (1941). Complex formation. *Journal of the Chemical Society* 433–443. [Principles about the formation of coordination compounds.]

Stack T.D.P. and Holm R.H. (1988). Subsite-differentiated analogues of biological $[\text{4Fe} - \text{4S}]^{2+}$ clusters: synthesis, solution and solid-state structures, and subsite-specific reactions. *Journal of the American Chemical Society* **110**, 2484–2494. [Models of the ferredoxin proteins.]

Tebbe, F.N. and Parshall G.W. (1971). Hydride derivatives of niobocene and tantalocene. *Journal of the American Chemical Society* **93**, 3793–3795. [The isolation of the first neutral hydrido-ethylene complex.]

Teller R.G. and Bau R. (1981). Crystallographic studies of transition metal hydride complexes. *Structure and Bonding* **44**, 1–82. [A detailed account of the geometries of molecular metal hydrides.]

Tolman W.B. (1997). Making and breaking the dioxygen O–O bond: new insights from studies of synthetic copper complexes. *Accounts of Chemical Research* **30**, 227–237. [Interconversion of the peroxy- and bis(μ -oxo)dicopper complexes.]

Tóth I. and Elsevier C. J. (1993). Synthesis and identification by high-pressure NMR spectroscopy of the cationic square-planar *cis*-methyl(carbonyl)palladium diphosphine compound $[\text{Pd}(\text{CH}_3)(\text{CO})\{\text{S}, \text{S} - \text{BDPP}\}]\text{BF}_4$, an intermediate in CO insertion into the Pd–Me bond. *Journal of the American Chemical Society* **115**, 10388–10389. [A nonkinetic mechanistic study of the carbonyl insertion in between the palladium–methyl bond.]

Uhlig E. (1993). Seventy-five years of π -complexes of chromium(I). *Organometallics* **12**, 4751–4756. [A historical survey of the σ -aryl and π -arene derivatives of chromium.]

Ungváry F. (1972). Kinetics and mechanism of the reaction between dicobalt octacarbonyl and hydrogen. *Journal of Organometallic Chemistry* **36**, 363–370. [Kinetic and thermodynamic data on the title system.]

van Beek J.A.M., van Koten G., Dekker G.P.C.M., Wissing E., Zoutberg M.C., and Stam C.H. (1990). Synthesis and reactivity towards diiodine of palladium(II) and platinum(II) complexes with non-cyclic and cyclic ligands $(\text{C}_6\text{H}_3\{\text{CH}_2\text{NR}^1\text{R}^2\}_2 - 2,6)^-$. End-on di-iodine-platinum bonding in macrocyclic $[\text{Pt}(\text{C}_6\text{H}_3\{\text{CH}_2\text{NMe}(\text{CH}_2)_7\text{MeNCH}_2\} - 2,6(\eta^1 - \text{I}_2))]$. *Journal of Organometallic Chemistry*. **394**, 659–678. [Reports on the synthesis and X-ray identification of the first di-iodine complexes of platinum(II), with a substantially linear Pt–I–I bond (176.8°).]

van Beek J. A.M., van Koten G., Smeets W.J.J., and Spek A.L. (1986). Model for the initial stage in the oxidative addition of I_2 to organoplatinum(II) compounds. X-ray structure of square-pyramidal $[\text{Pt}^{\text{II}}\{\text{C}_6\text{H}_3(\text{CH}_2\text{NMe}_2)_2 - o, o'\}(\eta^1 - \text{I}_2)]$. *Journal of the American Chemical Society* **108**, 5010–5011.

Van Vleck J.H. (1935). Valence strength and magnetism of complex salts. *Journal of Chemical Physics*. **3**, 807–813. [Application of orbital splitting to magnetic properties of transition metal complexes.]

Waller B.J. and Lipscomb J.D. (1996). Dioxygen activation by enzymes containing binuclear non-heme iron clusters. *Chemical Reviews* **96**, 2625–2657. [Reactions with dioxygen of dinuclear iron systems.]

Wells A.F. (1993). *Structural Inorganic Chemistry*, 5th ed., Oxford: Clarendon Press, Oxford, *Metal sulphides and oxysulphides*, pp. 778–787. [An extremely useful compendium of structures of inorganic compounds, preceded by a general section and followed by a systematic collection of structural data, mainly organized by ligand donor atoms.]

Werner A. (1904). *Lehrbuch der Stereochemie*. Jena, Germany: G. Fischer, pp 1–474. [The first successful attempt to rationalize coordination chemistry.]

Werner A. (1919). *Neuere Anschauungen auf dem Gebiete der Anorganischen Chemie*. Braunschweig, Germany: F. Vieweg, pp. 1–419. [Data on coordination compounds, as a basis for further developments in this area.]

Wilkinson G., Rosenblum M., Whiting M.C., and Woodward R.B. (1952). The structure of iron bis-cyclopentadienyl. *Journal of the American Chemical Society* **74**, 2125–2126. [Properties and a bonding proposal regarding the prototype of bis(cyclopentadienyl) derivatives of transition metals.]

Xanteas S.S., Elbert S.T., and Ruedenberg K. (1990). The potential energy surface of the ground state of carbon dioxide. *Chemical Physics Letters* **166**, 39–42. [Calculation of the increase of energy as the OCO angle decreases from 180°.]

Ziegler T. and Rauk A. (1979). A theoretical study of the ethylene–metal bond in complexes between Cu, Ag, Au, Pt, or Pt and ethylene, based on Hartree–Fock–Slater transition-state method. *Inorganic Chemistry* **18**, 1558–1565 [A discussion of the relative importance of σ and π contributions to the bond in olefin complexes in d^{10} and d^8 electronic configurations.]

Biographical Sketch

Fausto Calderazzo was a research associate from 1954–62 at the Istituto Chimica Industriale, Politecnico di Milano, Italy, and from 1960–1 was A.P. Sloan Foundation fellow at Massachusetts Institute of Technology, Cambridge, MA, USA. He was then research associate (1963–5) and director of research (1965–8) at the Synthetic Inorganic Chemistry Group, Cyanamid European Research Institute, Geneva, Switzerland. Since 1968 he has been Professor of General and Inorganic Chemistry at the University of Pisa, Italy. He has published about 300 scientific papers on metal carbonyls of early and late transition metals, mechanism of insertion reactions in metal–carbon bonds, *N,N*-dialkylcarbamates of transition and Main Group elements, metal-arene and metal-cyclopentadienyl derivatives, and surface-coordination chemistry. He is a member of the following international scientific committees: the International Conferences of Organometallic Chemistry and the Advisory Board of International Symposia on Homogeneous Catalysis. He is also a present or past member of the editorial board of: *J. Chem. Soc.*, *Dalton Trans.* (Royal Chemical Society), *Organometallics* (American Chemical Society), *Inorg. Syn.* (J. Wiley), and *Gazz. Chim. Italiana* (Società Chimica Italiana). Professor Calderazzo is a member of Istituto Lombardo di Scienze e Lettere and Accademia Nazionale dei Lincei (Membro Corrispondente) since 1989, honorary member of Società Chimica Italiana and Société Chimique de Belgique. He received awards from national institutions in 1988, 1990, and 1994, and was recipient of the L. Sacconi Medal in 1998. He has been a national member (Socio Nazionale) of Accademia Nazionale dei Lincei since November 1999.